



**PROJECT NO. 14101**

**CONTRACT SPECIFICATIONS  
FOR WATER MAIN AND APPURTENANCES  
FOR**

**EAST COUNTY LINE ROAD  
WATER MAIN EXTENSION PROJECT**

**FOR**

**OAK CREEK WATER AND SEWER UTILITY**

**April 17, 2014**

**170 W. Drexel Avenue  
Oak Creek, WI 53154**

**Telephone: (414) 570 - 8200  
[www.water.oak-creek.wi.us](http://www.water.oak-creek.wi.us)**

**PROJECT NO. 14101**

**CONTRACT SPECIFICATIONS**  
**FOR WATER MAIN AND APPURTENANCES**

**FOR**

**EAST COUNTY LINE ROAD**  
**WATER MAIN EXTENSION PROJECT**

**OAK CREEK WATER & SEWER UTILITY**

**April 17, 2014**

Project Design & Construction Coordination  
Ron J. Pritzlaff, P.E.  
Utility Engineer  
Phone: (414) 570-8210

## TABLE OF CONTENTS

Notice to Bidders .....	A - B
Instruction to Bidders .....	IB-1 - IB-5
Bid Proposal .....	P-1 - P-6
Bid Bond.....	Not Included
Contract.....	Not Included
Performance Bond.....	Not Included
Detailed Specifications .....	D-1 - D-29
General Specifications.....	Eng. Dept. File
Standard Specifications for Sewer and Water Construction in Wisconsin, Sixth Edition .....	Eng. Dept. File
Highway and Structure Construction - Std. Specs. Dept. of Trans., Division of Highways, State of Wis. ....	Eng. Dept. File
Manual on Uniform Traffic Control Devices .....	Eng. Dept. File
Appendix A - Water Main Detail Drawings .....	At the rear of Detailed Specifications
Appendix B – State of Wisconsin Wage Rate Determination....	At the rear of Detailed Specifications
Appendix C – WisDOT Permit.....	At the rear of Detailed Specifications

Note: Any addenda and plans are a part of this contract volume.

## NOTICE TO BIDDERS

**OWNER** The Oak Creek Water & Sewer Utility hereby gives notice that sealed proposals will be received in the Utility's office at 170 W. Drexel Avenue, Oak Creek, Wisconsin, 53154.

**PROJECT** The work, officially known as Project No. 14101, EAST COUNTY LINE ROAD WATER MAIN EXTENSION, consists of constructing the following approximate quantities:

ITEM DESCRIPTION	QUANTITY
12" PVC Water Main, ¾" T.B.B.F.	3,795 LF
12" PVC Water Main, Spoil B.F.	682 LF
Connect to Existing 12" Water Main	2 EA
Hydrant, Lead, and 6-Inch Gate Valve	8 EA
12" Gate Valve	6 EA
1-1/4" Water Service Laterals (Polyethylene) Open Cut	21 EA
Asphalt Pavement Removal	4,530 SY
HMA Pavement, 9.5mm Surface Course	500 TON
HMA Pavement, 19mm Binder Course	500 TON
1-1/4" Dense Graded Limestone Crushed Aggregate Base Course	300 TON
Sawing Existing Pavement Full Depth	4000 LF
Epoxy Pavement Marking 4" Double Yellow Centerline, 4" White Edge Line, and 12" Stop Bar	1 LS
Hydrant Extensions	10 VF
Erosion Control	1 LS
Traffic Control Project	1 LS

**TIME** Proposals must be received by the office of the Utility, 170 W. Drexel Avenue, no later than 9:00 a.m., Thursday, May 1, 2014, at which time and place the proposals will be publicly opened and read aloud.

**CONTRACT DOCUMENTS** Bid documents may be obtained at the Utility's website: [www.water.oak-creek.wi.us](http://www.water.oak-creek.wi.us) under the public contracts section after April 17, 2014.

STATUTORY PROVISIONS	The Contract letting shall be subject to the provisions of Section 62.15, 66.0901, 66.0903, and 779.16 Wisconsin Statutes. The minimum wage scale to be paid on this project shall be in accordance with the prevailing minimum wage as determined by federal or state law, whichever applies, and such wage is incorporated by reference, as it may be amended from time to time. If the United States Department of Housing and Urban Development or State of Wisconsin, Department of Workforce Development has issued a wage rate determination, then it shall apply.
BID GUARANTEE	A certified check or bank draft payable to the Oak Creek Water & Sewer Utility, or a satisfactory bid bond, in an amount not less than 5% of the bid shall accompany each bid as a guarantee that if the bid is accepted, the bidder will execute and file the proposed contract and bond within 10 days after the award of the contract. In case the bidder fails to file such contract and bond within the time set by the Utility, the check or bid bond shall be forfeited to the Utility as liquidated damages pursuant to SS.62.15(3).
EQUAL OPPORTUNITY	The Oak Creek Water & Sewer Utility hereby notifies all bidders that it will affirmatively insure that in any contract entered into pursuant to this advertisement, minority business enterprises will be afforded full opportunity to submit bids in response to this invitation and will not be discriminated against on the ground of race, color, sex, or national origin in consideration for an award.
BID REJECTION	The Oak Creek Water & Sewer Utility Commission reserves the right to reject any and all bids, waive any informalities in bidding, or to accept the bid or bids, which best serves the interest of the Utility.
BID WITHDRAWAL	No bid shall be withdrawn for a period of 30 days after the scheduled opening of the bids without the consent of the Oak Creek Water & Sewer Utility Commission.

## **INSTRUCTIONS TO BIDDERS**

### **1. Proposal Forms**

No bid will be considered which is not submitted on forms furnished by the Utility Engineer.

### **2. Quantities**

The estimated quantities of the work are the result of careful calculations but are considered approximate. The quantity shown will be used as a basis for determining the lowest bidder. After the contract is awarded, the quantity of work listed under any item, or all items, may be increased or decreased according to the specifications at the discretion of the Utility Engineer, without invalidating the bid price.

The general description of bid items is provided to give bidders a brief description of the work covered under this contract, but is not meant to be all inclusive of the work and materials required to complete each item. All miscellaneous items required by the plans and specifications, although not expressly listed on the bid form, are assumed to be included on the unit prices of each general bid item. Bids will be compared on the basis of the quantities listed in the Bidding Schedule. Payment on the contract will be based on the actual, field-measured units installed.

### **3. Prior Examination of Contract Documents and Worksite**

Bidders shall inform themselves of the conditions under which work is to be performed by examining the contract documents, site, ground conditions and obstacles to be encountered in the field, and by such other means necessary. After proposal submittal, the Utility will not accept a claim that there was any misunderstanding as to the quantities, conditions, nature of the work, or extra compensation for items the Contractor failed to inform himself of prior to bidding.

### **4. Inadequacies and Omissions**

Any verbal information obtained from or statement made by representatives of the Utility at the time of the examination of the contract documents or the site for the purpose of bidding, which apparently corrects or in any way amends the contract documents shall be invalid. The Oak Creek Water and Sewer Utility will not be responsible for such verbal information or statements.

Bidders shall bring any inadequacies, omissions, or conflicts to the Utility Engineer's attention at least seven days before the due date of bids. Prompt clarification will be immediately supplied to all bidders by addenda, and each addendum shall be acknowledged on the proposal form. Failure to so request

clarification of any inadequacy, omission or conflict will not relieve the contractor of responsibility. The signing of the contract will be considered as implicitly denoting that the contractor has a thorough comprehension of the full intent and scope of the specifications and drawings.

## **5. Subcontractors**

Bidders shall be required to submit a list of subcontractors with their proposal in accordance with Section 66.0901(7), Wisconsin Statutes.

This list of subcontractors shall not be added to nor altered without the written consent of the Utility Engineer. The Utility Engineer may reject proposals if the list of subcontractors and the class of work to be performed is omitted. The omission shall be considered inadvertent or a representation that the bidder will perform the work himself. If such an omission is inadvertent, the bidder shall provide the list of subcontractors within two working days from the date and time of the bid opening.

## **6. Time of Performance**

When not otherwise specified, the bidder must state in the proposal the least number of calendar days (including Saturdays, Sundays and holidays) after the date to commence work given in the Notice to Proceed, in which he will start construction and the number of calendar days (including Saturdays, Sundays and holidays) after date to commence work given in the Notice to Proceed in which he will fully complete the work as specified.

In stating time, the bidder should make due allowance for all probable difficulties which may be encountered.

In the event of failure to complete the work within the time stated or otherwise specified, liquidated damages will be assessed as provided in the specifications.

## **7. Proposal Guaranty**

The Oak Creek Water and Sewer Utility requires either a bid bond or a certified check of at least 5% of the bid.

## **8. Requirements for Signing Proposals**

- A. The full name and business address of each bidder must be entered on the proposal submitted. The proposal shall be signed in the space provided by written signature of the person or persons properly authorized to sign it.
- B. A proposal submitted by an individual shall be signed by the bidder or by

an authorized agent.

- C. A proposal submitted by a firm or partnership shall be signed by a member or by an authorized agent; if by joint adventurers, the proposal shall be signed by each of their authorized agent(s).
- D. Proposals which are signed by an attorney-in-fact for individuals, firms, partnerships or joint adventurers shall have attached a power-of-attorney evidencing authority to sign the bid.
- E. A proposal submitted by a corporation shall be signed by an authorized officer or agent of such corporation. Such corporation must be licensed to do business in the State of Wisconsin before a proposal to do the work can be received. If a foreign corporation, the state under which it is incorporated must be named.

## **9. Submission of Proposal**

The proposal and the proposal guaranty shall be placed in an envelope or in separate envelopes and shall be sealed. On the envelope or envelopes shall be plainly written the PROJECT NUMBER, DATE OF OPENING BIDS, NAME OF BIDDER, AND THE TYPE AND LOCATION OF THE WORK. Such envelope(s) shall be addressed and delivered to the office of the Utility before the time specified in the Notice to Bidders for opening bids.

## **10. Withdrawal of Proposal**

A bidder may withdraw a proposal, provided the Utility Engineer receives a written request prior to the deadline for accepting proposals. The proposal will be returned to the bidder unopened.

## **11. Bid Prices**

Bidders must submit a bid price, in accordance with the specifications, for each item of the job or branch, in compliance with the bidding units specified for the quantities listed in the proposal. Bid prices must be written out in words and also entered in figures. In case of variation, the written prices will prevail.

## **12. Double Bidding**

Two proposals under different names will not be accepted from one firm or association.

## **13. Disqualifying of Bid Proposal**

A bid proposal will be disqualified because of gross errors in computation which



cannot be resolved by mathematical correction without resorting to information not contained in the bid.

Errors in extension may be corrected providing that the unit cost is legible and can be definitely identified as complying with item specifications. The total bid shall be adjusted in accordance with approved extension corrections. An extension may not be divided by number of units specified to determine a unit cost if such is omitted by the bidder. It is the responsibility of the bidder to submit a neat, accurate and complete proposal if his bid is to be accepted.

#### **14. Right to Accept or Reject Bids**

The Utility reserves the unqualified right to reject any or all bids at its sole and absolute discretion, or to reject any or all bids where the Utility Engineer has determined that the contractor or bidder has unbalanced his bid and unit prices. The Utility further reserves the unqualified right to waive any irregularities in any bid, or to accept any bid which will best serve the interests of the Utility. The Utility also reserves the unrestricted privilege to reject any unit prices for additions to or deductions from the scheduled amount of work as given in the bid, if the same are considered excessive or unreasonable, or to accept any or all such unit prices which may be considered fair and reasonable.

The bid openings are open to the public, and no awards will be made immediately upon opening bids nor until the bids opened can be compared, scheduled, and reviewed by the Utility Commission. The contract shall be awarded by Utility Commission action and the bidder to whom the award is made will be notified at the earliest possible date.

#### **15. Performance Guaranty**

The performance of the contract must be assured by a surety bond executed by the successful bidder in the full amount of the contract. Such bond must also be executed by a surety company.

#### **16. Contract Execution**

Within ten days from the date of receipt of the contract forms from the Utility Attorney, the successful bidder shall sign four copies of the contract form, attach the performance guarantee of the approved licensed surety, and deliver to the office of the Utility. The contract, when signed by the Utility, and approved as to form and execution by the City Attorney, shall be a part of the contract documents. When all parties have signed the contract, the Utility will refund the proposal deposit to the successful bidder.

In case of failure to have delivered such properly executed copies of the contract within ten days, or such extension as the Utility Commission only may deem

reasonable, bidder will be considered as having abandoned his proposal. Bidder will be considered in default to the Utility to the full amount of the bid deposit. It will be understood and agreed by the party submitting the proposal that such bid deposit represents the damages to which the Utility will be subjected by reason of the bidder's default in acceptance of contract, or failure to either properly execute the contract forms or deliver within the specified time of such extension.

**17. Starting Work Before Notification**

No work shall be performed under the contract and no materials or equipment shall be delivered to the site of the work prior to the date in the Utility Engineer's written Notice to Proceed.

**18. Refund of Bid Deposit to Unsuccessful Bidders**

The bid deposit of all except the two lowest bidders will be refunded after the Utility Commission has determined the lowest responsible bidder. The remaining bid deposit will be refunded upon execution of the contract.

May 1, 2014

To: The Oak Creek Water & Sewer Utility Commission

Re: Bid Proposal

In conformity with the notice to bidders, the undersigned bidder, having examined the site of the work and the contract, submits the following proposal for furnishing the material, equipment, labor and everything necessary for the completion of the work listed hereunder, and agrees to execute the proposed contract and furnish the required bond for the completion of said work, at the locations and for the prices set forth in the attached Schedule One.

The undersigned bidder deposits herewith a certified check payable to the order of the Oak Creek Water and Sewer Utility, or an approved bid bond, in the sum designated in said notice, and hereby agrees that in the event the undersigned bidder shall fail to execute the contract with surety bond thereto and return the same to the Utility within ten calendar days after transmittal by the Utility, then said certified check shall be retained by and become the property of the Oak Creek Water & Sewer Utility as fixed and liquidated damages or the penalty as provided by said bond shall be recovered as liquidated damages.

It is further understood that construction on this contract shall commence and be completed as specified in the Detail Specifications.

This proposal submitted by:

\_\_\_\_\_  
Bidder

\_\_\_\_\_  
Address

\_\_\_\_\_  
Phone

\_\_\_\_\_  
State, Zip Code

\_\_\_\_\_  
City,

Operating as: Sole Trader \_\_\_\_\_ Partnership \_\_\_\_\_ Corporation \_\_\_\_\_

Under the laws of the State of \_\_\_\_\_

By: \_\_\_\_\_ (Signature)

\_\_\_\_\_  
(Title)

ADDENDUM RECEIPT: We acknowledge the receipt of Addenda \_\_\_\_\_ inclusive.

**SWORN STATEMENT OF BIDDER**

**PURSUANT TO SECTION 66.0901 (7) WISCONSIN STATUTES**

I, being duly sworn at \_\_\_\_\_(City),  
\_\_\_\_\_ (State), on oath, do hereby state on behalf of said bidder  
that I have examined and carefully prepared this proposal from the plans, specifications, the  
work site including surface and underground conditions, and other contract documents and have  
checked the same in detail before submitting this proposal; and that this sworn statement is  
hereby made an integral part of this proposal.

By: \_\_\_\_\_  
(Signature)

\_\_\_\_\_  
(Title)

Subscribed and sworn to before me this \_\_\_\_\_ day of \_\_\_\_\_, 2009.

\_\_\_\_\_

Notary Public, \_\_\_\_\_ County

State of \_\_\_\_\_

My commission expires: \_\_\_\_\_

Affix corporate seal below.

|

**INFORMATION ON SURETY *(please fill out completely)***

Firm \_\_\_\_\_

Address, City, State, Zip Code \_\_\_\_\_

Attorney-in-fact \_\_\_\_\_

Address, City, State, Zip Code \_\_\_\_\_

---

**INFORMATION ON SUBCONTRACTORS**

The undersigned bidder will employ, subject to the approval of the said owner, the following subcontractors. This list shall not be added to nor altered without the written consent of the owner. A bid shall not be invalid if the list of subcontractors and the class of work to be performed has been omitted. The omission shall be considered inadvertent or a representation that the bidder will perform the work himself. If such an omission is inadvertent, the bidder shall provide the list of subcontractors within two working days from the date and time of the bid opening.

<u>NAME</u>	<u>ADDRESS</u>	<u>CLASS OF WORK</u>
_____	_____	_____
_____	_____	_____
_____	_____	_____
_____	_____	_____
_____	_____	_____

---

## Schedule One

Item No.	Item Description	Bid Quantity	Units	Unit Price	Total Price
1	12" PVC Water Main, Slurry B.F. Unit price per lineal foot _____ dollars & _____ cents .	80	LF		
2	12" PVC Water Main, 3/4" T.B.B.F. Unit price per lineal foot _____ dollars & _____ cents .	3,790	LF		
3	12" PVC Water Main, Spoil Backfill, Surface Restoration Unit price per lineal foot _____ dollars & _____ cents .	620	LF		
4	Connect to Existing 12" Water Main Unit price per each. _____ dollars & _____ cents .	2	EA		
5	Hydrant, Lead and 6-inch Gate Valve Unit price per each. _____ dollars & _____ cents .	8	EA		
6	12" Gate Valve Unit price per each. _____ dollars & _____ cents .	8	EA		
7	1-1/4 " Water Service Laterals (Polyethylene) Open Cut Unit price per each. _____ dollars & _____ cents .	21	EA		
8	Asphalt Pavement Removal Unit price per square yard _____ dollars & _____ cents .	4,550	SY		
9	1-1/4 Inch Dense Graded Aggregate Base Course Unit price per ton _____ dollars & _____ cents .	400	TON		

Item No.	Item Description	Bid Quantity	Units	Unit Price	Total Price
10	HMA Pavement, Type E-1, 9.5 mm Surface Course Unit price per ton. _____ dollars & _____ cents .	500	TON		
11	HMA Pavement, Type E-1, 19.0 mm Binder Course Unit price per ton. _____ dollars & _____ cents .	550	TON		
12	Sawcutting Existing Pavement Full Depth Unit price per lineal foot _____ dollars & _____ cents .	4,600	LF		
13	Epoxy Pavement Marking 4" Yellow Centerline, 4" White Edge Line, and 12" White Stop Bar Unit price per lump sum _____ dollars & _____ cents .	1	LS		
14	Hydrant Extension Unit price per vertical foot _____ dollars & _____ cents .	5	VF		
15	Erosion Control Unit price per lump sum. _____ dollars & _____ cents .	1	LS		
16	Traffic Control Unit price per lump sum. _____ dollars & _____ cents .	1	LS		

**BASE BID TOTAL ITEMS 1 - 16 INCLUSIVE \$**\_\_\_\_\_

## **DETAILED SPECIFICATIONS**

### **I. GENERAL**

#### **A. INTRODUCTION**

These specifications govern the construction of water main, in the City of Oak Creek in the locations as shown on the plans.

All work performed and all materials supplied under this contract shall conform to the Contract Documents and to all specifications, codes, and ordinances either referred to or established by law.

#### **B. APPLICABLE SPECIFICATIONS**

The following specifications shall be applicable to all construction under this project:

1. General Specifications of the Department of Engineering, City of Oak Creek, hereinafter referred to as the General Specifications in these Detailed Specifications.
2. Standard Specifications for Sewer and Water Construction in Wisconsin, current Edition, with addendums hereinafter referred to as the Standard Specifications in these Detailed Specifications.
3. Highway and Structure Construction - Std. Specs. Dept. of Trans., Division of Highways, State of Wis., current edition and supplemental specifications hereinafter referred to as the State Specifications in these Detailed Specifications.
4. These Detailed Specifications.
5. The Construction Plans.
6. Manual on Uniform Traffic Control Devices, current edition.
7. City of Oak Creek Engineering Design Manual, current edition.

Copies of the aforementioned General, Standard and State Specifications are on file at the Engineering Department of the City of Oak Creek for use and reference on the premises by prospective bidders and by the Contractor.

The Detail Specifications and the construction plans cover items, corrections, deletions or additions to the applicable contract specifications and take precedence over those other parts of these specifications that may be in conflict herewith.

Any conflict between the various specifications and the construction plans shall be brought to the attention of the Utility Engineer by the bidders and/or the Contractor.



Where such conflict may exist, the Utility Engineer shall have the sole authority to exercise a decision as to the meaning of the bidding and contract documents. Reference shall also be made to the Instructions to Bidders of the bid and contract documents.

## C. CONTROL OF CONSTRUCTION OPERATIONS

### 1. Scheduling Work

The Contractor will not be permitted to start new phases of the project until previously started phases are fully completed or continuous work, in the opinion of the Utility Engineer, is being done to fully complete the previously started phases. However, the Contractor may with the approval of the Utility Engineer, start a second crew with a second foreman on other portions of the project. (Refer also to Sections 1.2.2 and 1.3.21 (Pages 1-10 and 1-21, respectively) of the Standard Specifications).

At any time during the execution of the contract that the Contractor either suspends or returns to work, he must notify the Utility Engineer of his intentions at least three working days in advance of said suspension or return to work.

### 2. Maintenance of Public Safety and Convenience

The Contractor shall provide for the placing of necessary detour signs, barricades, warning lights, and warning and informational signs to provide for the safety and convenience of the public prior to starting of any of the work per the State Manual on Uniform Traffic Control Devices. Adjustment to the traffic control devices shall be included and performed by the contractor as called for by the progression of work. Necessary traffic control adjustments shall be in place prior to proceeding with work that could impact the safety of the general public as determined by the Utility Engineer.

All such devices shall comply with the Federal Manual on Uniform Traffic Control Devices.

### 3. Access to Properties

The Contractor shall provide for access to the properties abutting the work site area in accordance with Section 1.7.7 (Page 1-33) of the Standard Specifications. In addition, the operations shall be conducted in such a manner that 1) all streets at all times shall be maintained with at least two lanes of roadway open for vehicular access, and 2) all abutting properties shall be provided with vehicular access overnight, on weekends and on holidays.

4. Haul Roads and Storage Areas

The Contractor shall be required to submit a plan indicating his intended location of haul roads and storage areas for equipment and materials. Such plan shall be presented at the pre-construction meeting and shall be subject to the approval of the Utility Engineer. Any subsequent proposed changes to the approved plan shall be submitted to the Utility Engineer for approval prior to implementation of the change. Construction traffic shall be permitted on pre-approved areas. All areas used for haul roads and storage shall be subject to restoration by the Contractor to the condition prior to the start of work under this contract.

**II. NOTICES AND PERMITS**

**A. GENERAL UTILITY NOTIFICATION**

Please note: Section 66.0831 of Wisconsin Statutes makes it mandatory that:

"66.0831 Interference with public service structure. A contractor with a contract for work upon, over, along or under a public street or highway may not interfere with, destroy or disturb the structures of a public utility, including a telecommunications carrier as defined in s. 196.01 (8m), encountered in the performance of the work in a manner that interrupts, impairs or affects the public service for which the structures may be used, without first obtaining written authority from the commissioner of public works or other appropriate authority. A public utility, if given reasonable notice by the contractor of the need for temporary protection of, or a temporary change in, the utility's structures, determined by the commissioner of public works or other appropriate authority to be reasonably necessary to enable the work, shall temporarily protect or change its structures located upon, over, along or under the surface of a public street or highway. The contractor shall pay or assure to the public utility the reasonable cost of the temporary structure or change, unless the public utility is otherwise liable. If work is done by or for the state or by or for any county, city, village, town sanitary district, metropolitan sewerage district created under ss. 200.01 to 200.15 or 200.21 to 200.65 or town, the cost of the temporary protection or temporary change shall be borne by the public utility."

The Contractor shall refer to Chapter 1.2.0 (Pages 1-9) of the Standard Specifications, in regard to necessary notices and permits required. These provisions shall be strictly adhered to at the start of any part of the project. In particular, the following requirements shall apply.

B. NOTIFICATION TO WE ENERGIES (Electric and Gas Utility)

In accordance with the provisions of the Wisconsin State Statutes, with regard to the maintenance of a certain clearance from energized conductors and with regard to notification where work might affect public utility facilities, it is the requirement herein that the Contractor shall be responsible for and duty-bound to notify the We Energies in writing in advance of work to be done near electric or gas facilities. Such notice shall be directed to:

We Energies – Electric Operations  
4800 W. Rawson Avenue  
Franklin, Wisconsin 53132  
Phone: (414) 423-6112

Emergency or additional notification, if any is required during construction, shall be done by contacting their office at 221-3700.

We Energies - Gas Operations  
4800 West Rawson Avenue  
Franklin, WI 53132  
Phone: (414) 423-5062

C. NOTIFICATION TO AT&T

The Contractor shall notify the communication utilities that have facilities located within the project limits of his construction schedule as it affects said each company as prescribed by the Wisconsin State Statutes.

Such notice shall be directed to the following Utilities:

AT&T  
Cable Location Plant  
435 S. 95th Street  
Milwaukee, WI 53214  
Phone: (262) 896-7434

D. NOTIFICATION TO TIME WARNER CABLE

The Contractor shall notify Time Warner Cable of his construction schedule as it affects said cable communications company as prescribed by the Wisconsin State Statutes. Notice shall be directed to:

Time Warner Cable  
5475 West Abbott Avenue  
Greenfield, WI 53220

Additional notification, if any is required during construction, shall be done by contacting their office by phone at 414/277-4280.

E. NOTIFICATION TO CITY'S STREET, FIRE, & POLICE DEPARTMENTS, & OAK CREEK WATER & SEWER UTILITY

Prior to starting construction within any street, three days' written notice shall be given to the following departments:

1. Street Division, 800 W. Puetz Road, (414) 768-6553
2. Fire Department, 7000 S. 6<sup>th</sup> Street, (414) 570-5630
3. Police Department, 301 W Ryan Road, (414) 768-8200
4. Oak Creek Public Schools, 7630 South Tenth Street (414) 768-5880
5. Oak Creek Water & Sewer Utility, 170 W. Drexel Avenue, (414) 570-8210

F. OAK CREEK WATER & SEWER UTILITY WATER USE PERMIT

The Contractor will be permitted to use the Utility water supply where available for incidental uses providing a permit is first obtained from the Oak Creek Water and Sewer Utility, 170 West Drexel Avenue, Oak Creek, Wisconsin. There will be no charge for this water use unless the amount is determined to be excessive as defined by the Utility Engineer. The included water will include water needed for filling, testing, and flushing of new water mains. If an invoice is issued and said bill is not paid by completion of the project, the amount of said bill will be deducted from the final contract payment.

G. WISCONSIN DEPARTMENT OF TRANSPORTATION – DOT PERMIT CONTACT

Behrooz Sarlak  
Utility Permit Engineer  
Office: 262-548-5955  
E-Mail: [dotdtsdseutilitypermits@dot.wi.gov](mailto:dotdtsdseutilitypermits@dot.wi.gov)

WisDOT Southeast Region  
141 NW Barstow Street  
Waukesha, WI 53187

H. WORK IN EASEMENTS

The work will be performed in an easement or by right-of-entry upon private lands. The requirements of Sections 1.7.13 and 1.7.14 (Pages 1-35 and 1-36) of the Standard Specifications and these detailed specifications, if any, shall be adhered to.

The requirements of Section 1.7.14 of such Standard Specifications shall also apply to the public right-of-way between the pavement and the property line where the installation is in the public right-of-way or in an easement abutting public right-of-

way.

### **III. CONTRACTOR'S INSURANCE**

#### **A. GENERAL**

The Contractor shall not commence work under this contract until he has obtained all insurance required under this paragraph and such insurance has been approved by the Utility and insurance certificates have been filed with the Utility, nor shall the Contractor allow any Subcontractor to commence work on his subcontract until all similar insurance required of the Subcontractor has been so obtained and approved in accordance with Section 1.8.4 of the Standard Specifications and these Detailed Specification provisions.

#### **B. COMPENSATION INSURANCE**

The Contractor shall take out and maintain during the life of this contract, Worker's Compensation Insurance for all of his employees at the site of the project and in case any work is sublet, the Contractor shall require the Subcontractor similarly to provide Worker's Compensation Insurance for all of the latter's employees, unless such employees are covered by the protection afforded by the Contractor. In case any class of employees engaged in hazardous work under this contract at the site of the project is not protected under the Worker's Compensation Statute, the Contractor shall provide and shall cause each Subcontractor to provide adequate insurance coverage for the protection of his employees not otherwise protected.

#### **C. PUBLIC LIABILITY, PROPERTY DAMAGE, AND CONTRACTUAL LIABILITY INSURANCE**

The Contractor shall take out and maintain during the life of this contract, public liability, property damage, and contractual liability insurance in the following minimum amounts:

Bodily Injury	\$1,000,000 per occurrence \$1,000,000 aggregate
Property Damage	\$500,000 per occurrence \$500,000 aggregate

These policies shall protect the Contractor and any Subcontractor performing work covered by this contract from the claims and damages for personal injury, including accidental death, as well as claims for property damage, which may arise from the performance of the work or under the hold-harmless and indemnifying clauses which are a part of this contract. The said policies are to cover not only the Contractor or Subcontractor but also any other directly or indirectly employed by either of them.

**D. INSURANCE AGAINST THE FOLLOWING SPECIAL HAZARDS**

The following respective amounts shall be procured by the Contractor or Subcontractor before the commencement of any operation by the Contractor, or the happening of any circumstance creating or tending to create the particular special hazard:

<u>Kind</u>	<u>Amount</u>
Operating of elevators or hoists.....	\$25,000.00
Use and operation of automobiles and truck.....	\$25,000.00
Structural alterations or demolitions .....	\$25,000.00
Undermining adjacent structures.....	\$10,000.00
Blasting operations .....	\$10,000.00
Operation of excavating machinery in streets and highways.....	\$10,000.00
Operation within other public or private right-of-way (including railroad right-of-way) .....	As Required

**IV. PERFORMANCE BOND AND GUARANTEE**

Where the contract is over \$10,000.00, the contractor will be required to furnish a satisfactory performance bond in the amount of 100% of the contract. The Contractor shall pay the total cost of this bond. Such bond shall be executed by an authorized surety company and shall remain in full force and effect for a period of one year after the final payment for the work to guarantee workmanship and materials. A performance bond shall not be required for public works contracts below \$10,000.00 regardless of bond requirement.

The Contractor shall agree and guarantee that the material and workmanship supplied by him shall be free from all defects, and strictly in accordance with the plans and specifications, at the time of its completion and acceptance by the municipality, and for a time of one year thereafter, the Contractor agrees to forthwith repair the same upon notification by the municipality using the same material required by these specifications. In case the Contractor shall fail to make such repairs or cause the same to be made, the Contractor agrees and guarantees to pay on demand the cost thereof, to said municipality upon the completion of such repairs, and the Contractor further agrees and guarantees to pay for all labor and material used in or about the construction of said work in his contract, which may become a lien or a claim against the municipality.

**V. METHOD OF PAYMENTS**

Payments will normally be made monthly throughout the progress of the work, provided the work completed is substantial enough in the opinion of the Utility Engineer.

Substantial completion of water main construction shall be considered to include all flushing and testing of the mains including pressure tests and safe water samples. Partial and final payments will not be made until such time that all work is substantially completed including

testing and accepted by the approving agencies.

Such payments shall be in accord with Section 66.0901 (9) b, of the State Statutes which states that the City,

“(b) Retained percentages. As the work progresses under a contract involving \$1,000 or more for the construction, execution, repair, remodeling or improvement of a public work or building or for the furnishing of supplies or materials, regardless of whether proposals for the contract are required to be advertised by law, the municipality, from time to time, shall grant to the contractor an estimate of the amount and proportionate value of the work done, which entitles the contractor to receive the amount of the estimate, less the retainage, from the proper fund. The retainage shall be an amount equal to not more than 5% of the estimate until 50% of the work has been completed. At 50% completion, further partial payments shall be made in full to the contractor and no additional amounts may be retained unless the architect or engineer certifies that the job is not proceeding satisfactorily, but amounts previously retained shall not be paid to the contractor. At 50% completion or any time after 50% completion when the progress of the work is not satisfactory, additional amounts may be retained but the total retainage may not be more than 10% of the value of the work completed. Upon substantial completion of the work, an amount retained may be paid to the contractor. When the work has been substantially completed except for work which cannot be completed because of weather conditions, lack of materials or other reasons which in the judgment of the municipality are valid reasons for noncompletion, the municipality may make additional payments, retaining at all times an amount sufficient to cover the estimated cost of the work still to be completed or may pay out the entire amount retained and receive from the contractor guarantees in the form of a bond or other collateral sufficient to ensure completion of the job. For the purposes of this section, estimates may include any fabricated or manufactured materials and components specified, previously paid for by the contractor and delivered to the work or properly stored and suitable for incorporation in the work embraced in the contract. ”

## **VI. MATERIALS - GENERAL**

In accordance with Utility purchasing policy, the Contractor is requested to use American products in the performance of the contract whenever the quality and the price are comparable with other goods.

## **VII. MATERIALS FOR WATER MAINS**

### **A. SPECIFICATIONS FOR PVC WATER MAIN**

1. All polyvinyl chloride (PVC) water pipe shall conform to the requirements of Chapter 8.10.0 of the Standard Specifications. Polyvinyl chloride pipe shall be used only on water mains of 12" or smaller in size unless otherwise

specified on the construction plans or herein the Detailed Specifications.

2. All pipe 8" and larger (if specifically allowed), shall be Class 150 with a standard dimension ratio of 18; all pipe 6" and smaller shall be Class 200 with a standard dimension ratio of 14.
3. PVC fittings shall be used on all PVC pipe. PVC fittings 4"-12" in diameter shall be injection molded and comply with the requirements of AWWA C907 and be certified to CSA B137.2. Molded fittings will be made of PVC compound with a minimum hydrostatic design basis of 4000 psi. Molded fittings must be Factory Mutual approved and listed by the Underwriter's Laboratories International (ULI).

If a particular type of PVC fitting is not manufactured, or unavailable, the contractor may use ductile iron fittings on a case by case basis with the approval of the Utility Engineer.

4. All polyvinyl chloride (PVC) water pipe supplied shall be manufactured by one of the following companies:
  - a. Cantex Industries (Division of Harsco Corp.)
  - b. H & W Industries, Inc.
  - c. J.M. Corporation
  - d. CAPCO
  - e. North Star
  - f. Sceptor

#### B. GATE VALVES

All gate valves (3" through 12" diameter valves are to be gate valves) are to be the resilient wedge-type valve.

All resilient wedge-gate valves furnished shall be one of the following:

1. Clow - R.W.
2. Kennedy - R.W.
3. M & H - R.S.C.V.
4. Mueller - R.W.
5. Waterous – 500
6. American Flow Control (3" to 12" only)

All valves shall open counterclockwise.

All valves shall be epoxy coated interior and exterior with Type 316 stainless steel bolts, washers, and nuts and receive triple layer 6-mil poly-wrap.



C. CAST IRON VALVE BOXES

All valve boxes shall be 5-1/4 inch diameter (minimum) shaft, round base, three (3) piece box; 5-1/4 inch drop lid marked "WATER"; length of assembly sized to span top of main to finished grade with a minimum remaining adjustment of three (3) inches. Contractor shall furnish Cast Iron Valve Boxes Series 8560 for the valve box and Series 6800 Lid as manufactured by East Jordan Iron Works or approved equal. Cast iron valve boxes shall receive double layer 6-mil poly-wrapping.

D. VALVE BOX ADAPTORS

All valve boxes shall be set upon the valve with the use of an adaptor, as manufactured by Adaptor, Incorporated, or an approved equal. The adaptor shall be installed in lieu of hardwood blocking and shall be incidental to the valve and box installation.

E. MECHANICAL JOINTS

Wherever mechanical joints are to be installed, as specified, the bolts and nuts shall be T316 stainless steel or an approved equal and all fittings shall be triple polyethylene wrapped in accordance with the Standard Specifications.

F. HYDRANT ASSEMBLY

Hydrant and hydrant leads shall be installed in accordance with Section 4.8.5 of the Standard Specifications and WD-13 or WD-15, whichever applies. The pipe materials shall be either ductile iron or polyvinyl chloride in accordance with these Detailed Specifications. All hydrant extension and hydrant valve materials shall be furnished by the Contractor.

All hydrants shall be furnished with a 5-1/4" main valve, a 1-1/2" pentagon-shaped operating nut with two each of 2-1/2" and one each of a 4-1/2" National Standard Thread nozzles. All hydrants furnished and installed shall be one of the following:

1. Clow Medallion
2. Kennedy Guardian K81A
3. Mueller Centurian

Hydrants shall have a 6-inch push connection to the hydrant lead or approved equal.

Hydrant Valves shall be a resilient wedge-gate valve meeting the requirements outlined above in Section B – Gate valves.

All hydrants shall be epoxy coated red body and yellow top with Type 316 stainless steel bolts, washers, and nuts and shall receive triple layer 6-mil plastic wrapping.

Hydrant leads shall be fully restrained back to the water main using mega-lugs or

approved equal.

All hydrant barrels shall be 6'6" in length.

**G. SERVICE CONNECTIONS TO 12-INCH WATER MAIN**

The following materials shall be used for the Corporation stop:

Corporation Stops: Mueller H-15000

All water main taps for services 1-1/4" and smaller shall be direct tap with 1" x 1-1/4" corporation stop. For service taps greater than 1-1/4", the contractor shall provide a full-circle stainless steel tapping saddle as manufactured by Smith-Blair Model 372 or approved equal. Provide and install single layer 6-mil plastic wrapping.

**H. TRACER WIRE**

All water main shall include a 10 gauge solid, blue coated copper tracer wire to be taped to each pipe. Tape shall be securely fastened to main, hydrant leads and hydrants. Splices shall be soldered and water proofed using shrink wrap or underground splice kit. Test station shall be an adjustable height tracer wire access box manufactured by VALVCO, Inc. Test stations shall be plain-capped valve box top section with hardwood blocking installed as noted on the plans. Tracer wire ends at existing main shall be bonded to 5/8" diameter, 3' copper ground rod driven next to the pipe utilizing a ground rod clamp with UL listed cast copper alloy hex-head bolt.

**I. GALVANIC ANODE PROTECTION**

Where connecting to an existing ductile iron water main, the contractor shall install galvanic anode protection in accordance with the galvanic anode installation detail. For ductile iron water mains 12" in diameter and less, the contractor shall provide and install one 32 lb. magnesium anode. For ductile iron water mains greater than 12" in diameter, the contractor shall provide and install two-32lb. magnesium anodes. The weld shall be coated using REBOUND Aerosol Rubberized Coating or approved equal.

**VIII. MATERIALS - GENERAL**

**A. BEDDING AND COVER, ALL WATER MAIN**

All water main shall consist of 4 inches torpedo sand bedding and cover to 6" above the pipe. Sand backfill shall also be used to a minimum of 6" on either side of the pipe.

B. ¾" T.B. BACKFILL

Where shown on the plans, the contractor shall use mechanically compacted ¾" dense graded aggregate (T.B.) placed up to the bottom of pavement grade.

C. SLURRY BACKFILL

Where shown on the plans, the contractor shall place slurry backfill up to the bottom of pavement grade whose mix shall be in accordance with the Wisconsin Department of Transportation Permit for this project.

D. COMPOUNDS FOR ASPHALT PAVEMENT

1. 1-¾" Binder course mixture shall conform to Section 460 of the State Specifications and consist of depths identified on Drawings, 19.0 mm Binder Course Mix E-1.
2. 1-¾" Surface course mixture shall conform to Section 460 of the State Specifications and consist of depths identified on Drawings, 9.5 mm Binder Course Mix E-1.
3. Asphalt delivered to the site shall arrive at a temperature of 275 degrees plus or minus 25 degrees. Any trucks not meeting this requirement shall be rejected.
4. Compounds for asphaltic pavement shall be provided in conformance with the following section of the State Specifications.

Materials for Asphaltic Mixtures and Surface Treatments.....Section 455  
Tack Coat .....Section 455  
Plant Mixed Asphaltic Surfaces and Pavements  
General Requirements.....Section 460  
Asphaltic Concrete Pavements .....Section 460

E. CONCRETE FOR CONCRETE PAVEMENT RESTORATION

The materials provided under this contract shall conform to the Standard Specifications Governing Concrete Pavement Construction, City of Oak Creek, Department of Engineering, March 2004, in all respects except as follows:

1. Air Entrainment - Air entrainment shall be between 5 and 7% by volume when concrete is made with 6 sacks of cement per cubic yard of concrete, has a slump of 2" to 3", and is mixed as specified.
2. Air Entraining Cements and Admixtures - Type IA, IIIA, or I S A cements shall be used to provide air entrainment in the concrete. When authorized by the Utility Engineer, an approved air entraining agent may be added to mix to provide the specified air content.

3. Concrete Strength Requirements and Tests - The specified compressive strength of concrete shall be not less than 3,500 pounds per square inch when tested 28 days after placing. Continuous concrete quality and strength tests, in accordance with accepted methods, shall be performed by the City. Test cylinders shall be provided and all job tests performed by the City at no cost to the Contractor; however, the Contractor shall fully cooperate to provide the necessary concrete required for the tests.  
Where high-early-strength concrete is specified, the compressive strength of the concrete shall be not less than 2,500 pounds per square inch when tested 3 days after placing.

Cylinders for strength tests shall be made in accordance with ASTM Method C31. Three cylinders shall be made for each test, and one test shall be made for each 100 cubic yards of concrete or fraction thereof placed on any day, and at least two tests shall be made for each portion of pavement constructed on a particular day.

Cylinder strength shall be determined in accordance with ASTM Method C39. One cylinder of each set shall be tested at seven days, and the other two cylinders of each shall be tested at 28 days.

## **IX. CONSTRUCTION DETAILS**

### **A. COMPLYING WITH SPECIFICATIONS**

The Contractor shall comply with the specifications and ably perform all operations to the extent that the first-class work will be obtained. A representative of the Oak Creek Water & Sewer Utility will inspect the work as it progresses to determine full compliance with the specifications. The Inspector shall notify the Utility Engineer of any noncompliance and have authority to stop any work not being performed in accordance with the specifications, in order that an Engineer may investigate such noncompliance.

Any work performed after the work has been ordered stopped by the Inspector shall not be considered as work performed under the contract, and consequently will not be accepted by the Utility nor allowed in any monthly or final payment until corrected to the satisfaction of the Utility Engineer.

The "Standard Specifications for Sewer and Water Construction in Wisconsin", (herein referred to as The Standard Specifications), shall apply for all sewer and water main construction unless otherwise noted in these Detail Specifications or on the construction plans. The Highway and Structure Construction - Standard Specifications Department of Transportation, Division of Highways, State of Wisconsin and Supplemental Specifications (herein referred to as the State Specifications), shall apply for pavement restoration. The MUTCD and State Specifications shall apply to all traffic control.

**B. LOCATION - STAKING**

The line for each facility will be located as shown on the plan and will be staked out once by the Oak Creek Water and Sewer Utility. If necessary to pass an existing obstruction, the Utility Engineer may shift the line to avoid such obstruction.

The Contractor must protect all stakes and benchmarks from disturbances until permission is given to remove them. A width of not less than 2' on each side of the line on which stakes are located shall be kept free from obstruction. Additional staking required due to damage or removal shall be at the Contractor's expense.

**C. MATERIAL ENCOUNTERED**

No variation from the price named in the proposal will be made or allowed whether the material through which excavations must be made are hard or soft, and wet or dry. It is the Contractor's responsibility to determine for himself the character, nature, type and condition of materials likely to be encountered in the proposed work. The submission of a proposal for the work herein shall in itself be accepted as evidence that the Contractor has examined the site of all work, made borings, investigations and studies of all conditions and provided for all such conditions in his proposal.

Any and all necessary dewatering shall be in accordance with Chapter 2.2.13 of the Standard Specifications.

Contractor will be required to obtain a high capacity dewatering permit prior to start of construction for dewatering rate of 70 gallons per minute (gpm) or higher.

Contractor is responsible to reconnect existing field tiles that may be encountered during excavation. Existing tiles must be repaired and connected to a storm sewer or have positive outfall provided.

**D. EROSION CONTROL AND GROUND COVER**

Pursuant to City of Oak Creek Code, construction activities are required to comply with erosion control and ground cover requirements. For public works construction, specifically, the following construction activity requirements are applicable.

1. Those involving grading, removal of protective ground cover or vegetation, excavation, landfilling or other land disturbing activity affecting a surface area of 4,000 square feet or more;
2. Those involving excavation or filling or a combination of excavation and filling affecting 400 cubic yards or more of dirt, sand or other excavation or fill material;

3. Those involving street, highway, road, or bridge construction, enlargement, relocation or reconstruction;
4. Those involving the laying, repairing, replacing or enlarging of an underground pipe facility for a distance of 300' or more.

To address the requirements, the Contractor shall provide for the implementation of the control measures as may be specified on the construction plans and in these Detail Specifications.

#### E. DISTRIBUTION OF EXCESS EXCAVATED MATERIAL

The disposal of all surplus excavated materials shall be the responsibility of the Contractor, shall be at the Contractor's expense and if disposed of within the limits of the City of Oak Creek, shall comply with the following regulations. The Contractor prior to the start of construction shall indicate the location at which the surplus excavated material will be disposed of.

The placement of fill on private lands located in the City of Oak Creek is under City regulation, in accordance with the Municipal Code. The disposal of surplus excavated materials, including that derived from public works construction, is subject to compliance with this code. Basically, the Code provides for only the following forms of landfilling:

1. When the fill comprises of less than 1,000 cubic yards and is to be placed on a parcel of land of one acre or less in size. An application shall be made to the City Engineer for a permit, on a one-time-only basis. A \$300.00 fee, plus an applicable erosion control permit and fee, is required.
2. Shoreline erosion control, whereby a license must be applied for and granted prior to landfilling activity being undertaken.
3. On a site, where fill may be needed in conjunction with building construction and where a building permit is in effect.
4. On City-owned property, subject to plans approved by the Common Council.
5. On a site where a landfill license is in effect.

#### F. WATER MAIN DETAIL DRAWINGS

The Detail Drawings included at the rear of the Detailed Specifications, cover corrections, deletions or additions to the Standard Specifications and take precedence over such Standard Specifications and supplement these Detail Specifications.

## G. POLYVINYL CHLORIDE WATER PIPE

The laying of PVC pipe shall be laid with a torpedo sand bedding and cover and comply with Part IV of the Standard Specifications and the following requirements:

1. Acceptable Procedure on Anchoring of Vertical Water Main Offsets where Polyvinyl Chloride Pipe is used shall comply with Chapter 4.9.0 and 4.10.0 and File No. 47A of the Standard Specifications.
2. Elimination of Vertical Offsets by the Use of Deflected Pipe - In lieu of the procedures outlined under subsection 1 above, the Contractor may elect to deflect the polyvinyl chloride pipe to provide the vertical location or alignment concept indicated on the construction plans. The use of this alternate must be approved by the Utility Engineer prior to installation, in particular as to clearance with other utilities, both existing and anticipated and as to compliance with maximum pipe deflection.

<u>Pipe Diameter</u>	<u>Maximum Deflection per 20' Length</u>
6"	8"
8"	6"
12"	4"

## THRUST RESTRAINT

Thrust restraint shall be as shown on the plans using mega lugs, bell joint restraint clamps, or approved equal. The contractor shall pour a concrete buttress using Class D concrete as specified in the Standard Specifications at all horizontal fittings.

## WATER MAIN - HYDROSTATIC TESTING

The Contractor shall provide for the testing of all new mains under the supervision of the Utility in accordance with Chapter 4.15.0 of the Standard Specifications and the following requirements:

1. Separate leakage tests on the entire length of new main and on valved sections thereof, may be required as determined by the Utility. The Utility's requirements on all new mains are a 150 psi pressure test for a duration of one hour and a 100 psi leakage test for a duration of two hours.
2. Where a new main will be connected to an existing main, it may be necessary for the Contractor to install a temporary plug in the new main for testing purposes. After the specified pressure and leakage tests have been completed on the new main, actual connection to the existing main shall be made. The section of new connecting main between the removed test plug and the existing main, shall be subject to line pressure prior to backfilling. Any visible defects observed in the connecting main shall immediately be repaired by the Contractor at his expense, prior to backfilling.

3. Costs of all testing including the installation and removal of temporary test plugs, shall be at the Contractor's expense.

#### **H. WATER MAIN – PIPE DISINFECTING AND FLUSHING**

Disinfection shall be in accordance with the Standard Specifications Chapter 4.3.12. Chlorinated water shall remain in the pipe for a minimum of 24hrs. If the water temperature is less than 41°F (5°C) it shall remain in the pipe for a minimum of 48 hours. A minimum 25 ppm chlorine residual should be found at each sampling point after the 24 hr. or 48 hr. period. If the residual is less than 25 ppm, the system shall be re-disinfected using 50 ppm available chlorine in accordance with AWWA standards.

After disinfection the water main shall be dechlorinated while it is being flushed. After completing final flushing of the main, 2 separate water samples a minimum of 24 hours apart will be required for safe water sampling. After the Contractor sets up the tests and the Utility will collect samples for testing.

#### **I. WATER SERVICE CONNECTIONS**

All water service connections, including the tapping work, shall be performed by the Contractor.

All water main taps for services 1-1/4" and smaller shall be direct tap with 1" x 1-1/4" corporation stop. For service taps greater than 1-1/4", the contractor shall provide a rubber full-bodied stainless steel tapping saddle.

#### **J. NOTICE TO UTILITY**

Contractor shall give a 48 hour written notice to the Utility before requesting a shut down of any existing water mains in order to make the connections.

### **X. RESTORATION IN THE WORK AREA**

#### **A. GENERAL**

Upon completion of the utility installation, the Contractor shall remove all debris, surplus materials, and return the surface of the street or right-of-way and all other places disturbed or affected by the work to a condition at least comparable to that existing before starting the work and shall maintain it in such condition until its final completion and acceptance. The restoration shall include seeding or sodding grass areas and graveling or pavement repair of streets and driveways. Final payment for any installation will not be made until this restoration has been completed and accepted.

Acceptance or approval of any excavation work by the City Engineer shall not



prevent the City from asserting a claim against the Contractor and his surety under the surety bond required hereunder for incomplete or defective work if discovered within 12 months from the acceptance of the completed work. The City Engineer's presence during the performance of any excavation work shall not relieve the Contractor of his responsibilities hereunder.

It shall be the duty of the Contractor to guarantee and maintain the site of the excavation for one year after restoring it to its original condition.

Included in the restoration shall be any damage to drainage ways due to discharge of trench waters. The Contractor is required to implement erosion control techniques.

#### B. ARTERIAL AND COLLECTOR STREETS

The Contractor shall provide at least a temporary bituminous resurfacing of all arterial or collector street pavement within two weeks of completion and backfill of sewer and/or water main that required the removal of all or part of such arterial or collector street pavement. The replacement of the pavement referred to above shall not be delayed due to any service lateral construction on the segment of sewer and/or water main in the arterial or collector street pavement area that the Contractor may have remaining after the two-week period elapses.

#### C. RESTORATION OF PAVED ROADWAY SURFACES

##### 1. Temporary Bituminous Pavement

The Contractor shall restore the surface of all streets, broken into or damaged as a result of the excavation work, to its original condition in accordance with the specifications. The Contractor may be required to place a temporary surface over openings made in paved traffic lanes. Except when the pavement is to be replaced before the opening of the cut to traffic, the fill above the bottom of the paving slab shall be made with suitable material well tamped into place and this fill shall be topped with a minimum of at least 4" of bituminous mixture which is suitable to maintain the opening in good condition until permanent restoration can be made. The crown of the temporary restorations shall not exceed one inch above the adjoining pavement. The Contractor shall exercise special care in making such restorations and must maintain such restorations in safe travelling condition until such time as permanent restorations are made. In the event it becomes necessary for City forces to provide emergency maintenance of the Contractor's trenches, the cost of such work shall be billed to the Contractor. The asphalt which is used shall be in accordance with the specifications. If in the judgment of the City Engineer, it is not expedient to replace the pavement over any cut or excavation made in the street upon completion of the work under contract by reason of the looseness of the earth or weather conditions he may direct the Contractor to lay a temporary pavement of suitable material designated by him over such cut or excavation and maintain it until such time as the repair of the original pavement may be properly

made.

## 2. Permanent Pavement

The phasing plan designates areas of work in which water main line and lateral replacement must be completed and brought back on line, and binder course installed prior to commencing with pavement removal of subsequent phases.

### a. General

Permanent restoration of the street shall be made by the Contractor in strict accordance with the specifications to restore the street to its proper condition, or as near as may be.

The trench consolidation and the pavement subgrade preparation shall be completed prior to the replacement of the permanent pavement in accordance with Chapter 2.7.3(a) and 2.7.3(b) (Page 61) of the Standard Specifications.

### b. Concrete Pavement

All portland cement concrete replacement shall be made with monolithic pour of Class "A" air-entrained concrete, 6-bag mix to a thickness of 8" to match the existing finish grade. Concrete and tie bars shall be #6 epoxy coated, drilled two foot six inches on center, the cost of which shall be included in the water main bid item.

### c. Asphalt Pavement

All asphalt pavement restoration shall be in accordance with Section VIII paragraph D and as shown on the drawings.

## D. RESTORATION OF GRAVELED SURFACES

The Contractor shall be required to restore all graveled surfaces to a drivable condition, which were removed for the underground installation with traffic bound granular materials. Materials and installation shall conform to Section 304 of the State Specifications.

## E. RESTORATION OF LAWNS

The contractor shall repair, reseed, resod and/or replant all established lawns damaged during the course of construction to a condition equal to or better than the condition at the commencement of his work in accordance with Type "C", Lawn Replacement of Chapter 2.7.4 of the Standard Specifications, as indicated on the

construction plans or as directed by the Engineer. Mulching under Type "C" Replacement shall be in accordance with Section 627 of the State Specifications.

Replace cover by means of seeding with grass seed at the rate of not less than six pounds per thousand square feet on leveled topsoil.

**F. UTILITY'S RIGHT TO RESTORE SURFACE**

If the Contractor shall have failed to restore the surface to its specified condition upon the expiration of the time fixed by such contract or shall otherwise have failed to complete the excavation work covered by the contract, the Utility Engineer, if he deems it advisable, shall have the right to use Utility forces to do all the work necessary to restore the work area. The Contractor shall be liable for the actual cost thereof plus 25% for general overhead and administrative expenses. Compensation for the amount of such costs shall become due to the Utility and credit for such amount shall be applied against any funds that may be due to the Contractor. If final payment under the contract has already been made, the Contractor shall be directly billed for the amount due. As a last resort, the Utility will enforce compensation for costs it has incurred through collection from the Contractor's surety.

**XI. CLEAN-UP AND FINAL INSPECTION**

The Contractor shall have thorough and systematic clean-up operations follow closely behind the construction work. He shall at his own expense, remove and properly dispose of all water, dirt, rubbish, or any other foreign substances. Any defects of any nature whatsoever shall be promptly corrected at his own expense. Notice to begin final cleaning and repairs if such is needed will be given by the Engineer and shall be complied with by the Contractor. The Engineer will make an inspection of the work during the progress of final cleaning and repairing and any work so inspected shall be kept clean by the Contractor until the final inspection by the Engineer and the acceptance of the entire work. When the Contractor has finally cleaned and repaired the work, he shall notify the Engineer that he is ready for a final inspection and the Engineer will thereupon inspect the work. If the work is not found satisfactory, the Engineer may require further cleaning and repairing and when these are completed will again inspect the work. In no case will the final payment be made until the Contractor has complied with all the requirements set forth and the Engineer has made his final inspection of the entire work and is satisfied that the entire work is properly and satisfactorily constructed in accordance with the plans and specifications and contract, and that such work is ready for his final inspection and acceptance by the Utility (see Section 1.5.2 - of the Standard Specifications).

Note: The routing of all punch lists on items that remain needing attention shall be between the Engineer and the Contractor or his authorized project coordinator.

**XII. PROTECTION AND RESTORATION OF PROPERTY**

**A. UNDERGROUND**

The Contractor shall protect, repair and restore any underground drain lines, conduit, culverts, etc., encountered in the progress of the work and shall be responsible for the protection and replacing of any utilities encountered or damaged during construction, at no cost to the Utility. The Contractor shall also restore any septic system drain lines or field tiles encountered in the progress of the work and shall use watertight joints on the replaced drain lines when directed to do so by the Engineer. The cost of this work shall be included in the unit bid and contract price for water main, and no extra payment will be made therefore.

**B. SURVEY CORNERS AND ABOVE SURFACE OBSTRUCTIONS**

The Contractor while on this job, will be solely responsible for the protection and/or replacement of all survey corners which exist throughout the area. These corners will be located and marked by the Engineering Department of the City of Oak Creek upon request by the Contractor prior to commencing his work. Any such damaged corners shall be replaced by the City and the amount deducted from the contract payment.

The Contractor shall protect, repair and replace any mailboxes, fences, signs or other structures damaged or displaced in the progress of the work.

**XIII. TIME OF COMPLETION**

The starting date for work under this contract shall be at the discretion of the Contractor, subject to the following:

- A. Preconstruction meeting as arranged by the Utility Engineer.
- B. Issuance of the Notice to Proceed by the Utility Engineer.
- C. Completion of the water main and ready to use by August 8, 2014.
- D. The entire project, including surface restoration shall be completed no later than August 15, 2014.

It shall be understood by the Contractor that the date of starting construction and the date of completion of the work to be done hereunder are ESSENTIAL CONDITIONS of this contract, and it is further understood and agreed that the work shall be commenced as aforementioned.

The Contractor agrees that the work shall be pursued regularly, diligently, and uninterruptedly at such rate of progress as will assure completion of the work on the dates as stated in the proposal.

#### **XIV. EXTENSIONS OF TIME**

Extensions of time may be allowed by the Utility for reasonable delays due exclusively to causes beyond the control and without the fault of the Contractor including but not restricted to owner purchased material delivery delays, extra work or supplemental contract work added to the original contract, fires, strikes, unusual floods, accidents and unreasonable delays in receiving ordered materials and equipment. It should be understood by the Contractor that rain events occur and fluctuate from year to year and shall not be considered cause for a time extensions.

All requests for extensions of time shall be presented in writing to the Utility Engineer within ten calendar days after the occurrence of the claimed delay, accompanied by all necessary supporting data, and, if based on valid grounds will be considered by the Utility and such extensions of time shall be granted as may seem to be fair and reasonable. However, no claims will be considered when based on delays caused by conditions existing at the time bids were received and of which the Contractor might be reasonably expected to have knowledge at the time of bidding, or upon delays caused by failure on the part of the Contractor to anticipate properly the requirements of the work contracted for as to the securing of needed materials, labor and equipment.

#### **XV. LIQUIDATED DAMAGES**

When the work embraced in the contract is not completed within the time stated in the Detail Specifications for the water main construction, and/or for the entire work, including testing, flushing, and surface restoration, as stated, and within such extra time as may be allowed by extensions, the Contractor shall pay to the Oak Creek Water & Sewer Utility the following sum for each and every calendar day that the time consumed in final completion exceeds the time allowed therefore, plus the engineering and inspection costs incurred during the time used beyond the allowed time:

<b>Original Contract Amount</b>		<b>Daily Charge</b>
From More Than	To and Including	Calendar Day
\$0	\$50,000	\$200.00
\$50,000	\$100,000	\$250.00
\$100,000	\$300,000	\$350.00
\$300,000	\$500,000	\$500.00
\$500,000	\$1,000,000	\$700.00
\$1,000,000	\$1,500,000	\$1,000.00
\$1,500,000	\$2,000,000	\$1,350.00
\$2,000,000	\$2,500,000	\$1,400.00
\$2,500,000	---	\$1,550.00

Completion of the work under this contract on the specified time schedules is necessary and vital to the Utility. Failure to complete the project on or before specified working days or calendar dates will result in loss of revenues, loss of timely use of the proposed facilities, delays, and possibly inflated costs for related or subsequent improvement installations, detrimental to the economic development of the City and Utility, as well as the additional cost of engineering expenses which will be required to be paid by the Utility.

Said sum in view of the difficulty of accurately ascertaining the loss which the Utility will suffer by reason of delay in completion is hereby fixed and agreed by the parties hereto as the liquidated damages that will be suffered by reason of such delay, and not as a penalty. The Utility will deduct and retain out of the monies which may become due hereunder, the amount of any such liquidated damages and in case the amount which may become due hereunder shall be less than the amount of liquidated damages suffered, the Contractor shall be liable to pay the difference upon demand by the Utility.

## **XVI. PROPOSAL ITEMS**

Special note to the bidder and successful contractor

Contractor will be allowed to work only while there is an Inspector at the site at any or all times and the Contractor must notify the Utility Engineer prior to commencing with any of the work specified for this project (i.e., excavation, shoring, sheathing, bedding, laying pipe, backfilling, clean-up, etc.) An Inspector will be provided to the Contractor by the Utility at no cost to the Contractor, except that inspection time shall be charged to the Contractor in addition to the specified liquidated damages after he has exceeded his time of completion (see Instructions to Bidders). If the Contractor requests to work on Sundays or declared Utility holidays, an Inspector will be provided but the Contractor must pay for the Inspector's wages for such work. A list of official holidays can be obtained from the City of Oak Creek Engineering Department.

The bid price for each bid item shall include the furnishings of all materials, tools, labor, etc. It shall include saw cutting pavement full depth, execution disposition of surplus material, pipe laying, backfilling, sheeting, shoring, tunneling, auguring, dewatering, furnishing and installing of fittings, connecting to existing water mains disturbed or damaged by the Contractor's operation and clean-up, all as specified. The item numbers referred to below correspond to the item number in the proposal. Contractor shall refer to the items below for details of the work included.

### **Items 1 - 12-Inch Diameter PVC Water Main, Slurry Backfill**

The unit bid and contract price for this item shall include all equipment, materials, and labor necessary to install 12-inch PVC Water Main, Slurry Backfill, complete in place and ready to use. This item shall include but not be limited to:

- trench excavation
- placement of torpedo sand bedding aggregate
- provide and install 12" PVC piping
- provide and install water main insulation

- provide and install mechanical restraints at required locations
- provide and install tracer wire
- provide and install a triple layer of 6-mil plastic for any appurtenance requiring stainless steel bolts
- provide and install 12" PVC bends and fittings at locations indicated on Drawings
- placement and compaction of torpedo sand cover aggregate
- placement of slurry backfill material to bottom of pavement grade
- disinfection of installed 12-inch piping
- pressure testing of installed 12-inch piping
- assisting Utility staff with GPS point collection.
- provide temporary support of power and light poles near excavations

The water main shall be placed in the manner indicated in these Detail Specifications and shall conform to the Detail Drawings included with these specifications. Type of backfill shall be as specified.

This item shall be paid based on the contract unit price per lineal foot installed as measured and documented by the Inspector.

**Item 2 - 12-Inch Diameter PVC Water Main, ¾" T.B.B.F.**

The unit bid and contract price for this item shall include all equipment, materials, and labor necessary to install 12-inch Water Main, ¾" T.B.B.F. complete in place and ready to use. This item shall include but not be limited to:

- trench excavation
- placement of torpedo sand bedding aggregate
- provide and install 12" PVC piping
- provide and install water main insulation
- provide and install mechanical restraints at required locations
- provide and install tracer wire
- provide and install a triple layer of 6-mil plastic wrapping for any appurtenance requiring stainless steel bolts
- provide and install all 12" PVC bends and fittings at locations indicated on Drawings
- placement and compaction of torpedo sand cover aggregate
- placement and compaction of ¾" traffic bond gravel backfill to bottom of pavement grade
- disinfection of installed 12-inch piping
- pressure testing of installed 12-inch piping
- assisting Utility staff with GPS point collection
- provide temporary support of power and light poles near excavations

The water main shall be placed in the manner indicated in these Detail Specifications and shall conform to the Detail Drawings included with these specifications. Type of backfill shall be as specified.

This item shall be paid based on the contract unit price per lineal foot installed as measured

and documented by the Inspector.

### **Item 3 - 12-Inch Diameter PVC Water Main, Spoil Backfill, Surface Restoration**

The unit bid and contract price for this item shall include all equipment, materials, and labor necessary to install 12-inch Water Main, Spoil Backfill complete in place and ready to use. This item shall include but not be limited to:

- trench excavation
- placement of torpedo sand bedding aggregate
- provide and install 12" PVC piping
- provide and install water main insulation
- provide and install mechanical restraints at required locations
- provide and install tracer wire
- provide and install a triple layer of 6-mil plastic wrapping for appurtenances requiring stainless steel bolts
- provide and install all 12" PVC bends and fittings at locations indicated on Drawings
- placement and compaction of torpedo sand cover aggregate
- placement and compaction of spoil backfill
- disinfection of installed 12-inch piping
- pressure testing of installed 12-inch piping
- assisting Utility staff with GPS point collection
- provide temporary support of power and light poles near excavations
- Type C salt tolerant lawn restoration in accordance with the Standard Specifications Section 2.7.4
- Grading and shaping ditch line to achieve positive drainage in concert with the longitudinal slope of the road centerline

The water main shall be placed in the manner indicated in these Detail Specifications and shall conform to the Detail Drawings included with these specifications. Type of backfill shall be as specified.

This item shall be paid based on the contract unit price per lineal foot installed as measured and documented by the Inspector.

### **Item 4 - Connect to Existing 12-Inch Water Main**

The unit bid and contract price for this item shall include all equipment, materials, and labor necessary to connect to existing 12-inch water main complete in place and ready to use. These items shall include but not be limited to:

- exposing existing water main to verify location and depth prior to scheduling connections
- provide and install fittings
- provide and install 12" PVC piping
- provide and install mechanical restraints at required locations
- provide and install tracer wire



- provide and install 32 lb. magnesium galvanic anode protection on existing ductile iron pipe in accordance with the detail at the end of these Detailed Specifications
- provide and install a triple layer of 6-mil plastic wrapping for fittings and appurtenances requiring stainless steel bolts
- backfill in accordance with the plans with specified materials up to bottom of pavement grade
- Type C salt tolerant lawn restoration in accordance with the Standard Specifications Section 2.7.4 with Erosion Mat

This item shall be paid based on the contract unit price per each installed as documented by the Inspector.

#### **Item 5 - Hydrant, Lead, and 6-inch Gate Valve**

The unit bid and contract price for this item shall include all equipment, materials, and labor necessary to furnish and set a hydrant with 6'-6" barrel, with associated hydrant lead and auxiliary valve, together with all work and proper backfilling, Type C salt tolerant lawn restoration in accordance with the Standard Specifications Section 2.7.4, complete in place and ready to use, in accordance with the construction plans and these Detailed Specifications. This shall include installation of tracer wire test stations.

This item shall include the hydrant, hydrant lead (of various lengths), and aux. valve, as shown on the plans. The hydrant, lead, and valve shall be restrained back the water main.

This item shall be paid based on the contract unit price per each as documented by the Inspector.

#### **Item 6 - 12-inch Gate Valve**

The unit bid and contract price for this item shall include but not be limited to all equipment, materials, and labor necessary to install the 12" resilient wedge gate valve complete, in place, and ready to use in accordance with Section VII of these Detailed Specifications.

This item shall be paid based on the contract unit price per each installed as documented by the Inspector.

#### **Item 7 - 1-1/4-inch Polyethylene (PE) Water Service Lateral – Open Cut**

The unit bid and contract price for this item shall include all equipment, materials, and labor necessary to install a 1-1/4-inch Polyethylene (PE) Water Service Lateral in place and ready to use by using the open cut installation method. This item shall include but not be limited to:

- excavate trench to install 1-1/4-inch water service lateral
- tapping and installation of corporation stops
- provide and install new curb stop valve and cast iron service box at right-of-way

- backfill and compact trench with spoil when in ditch/grassy areas and ¾" T.B. in roadway areas
- Provide and install a triple layer of 6-mil plastic wrapping for all metal-based fittings
- Asphalt pavement restoration, Type E-1, 19mm, 1-3/4" Binder Course, Tack coat, Type E-1, 9.5mm, 1-3/4" Surface Course
- Type C salt tolerant lawn restoration in accordance with the Standard Specifications Section 2.7.4

This item shall be paid based on the contract unit price for each installed as documented by the Inspector.

#### **Item 8 – Asphalt Pavement Removal**

The unit bid and contract price for this item shall include all equipment, materials, and labor necessary to remove and dispose of designated asphalt pavements indicated on the Drawings. This item shall include providing all labor, tools, and equipment required for the removal and legal disposal of designated pavement but not be limited to:

- pavement removal
- for pavement removal outside of the trench width, the contractor shall remove all pavement taking care to preserve the existing pavement base
- providing dust control
- cleanup of removed pavement area

This item shall be paid based on the contract unit price per square yard removed as documented by the Inspector.

#### **Item 9 - 1-1/4 Inch Dense Graded Aggregate Base Course**

The unit bid and contract price for this item shall include all equipment, materials, and labor necessary to provide 1-1/4" dense graded aggregate base course indicated on the Drawings. This item shall include but not be limited to:

- furnishing, hauling and placement of, 1-1/4" dense graded aggregate base course to an approximate depth of 1" in preparation for pavement
- placement and removal of aggregate ramps for access at driveways and intersections
- water dispersion
- finish grading for pavement
- compaction
- proof-rolling
- cleanup

This item shall be paid based on the contract unit price per ton placed as documented by the Inspector.

**Item 10 – HMA Pavement, Type E-1, 9.5 mm Surface Course**

The unit bid and contract price for this item shall include all equipment, materials, and labor necessary to provide 9.5 mm asphaltic concrete pavement surface course, Type E-1 indicated on the Drawings. This item shall include but not be limited to:

- furnishing, hauling and placement of HMA Pavement, 9.5mm surface course Type E-1
- furnishing and placement of tack coat
- existing manhole frame and valve box adjustment
- cleanup

This item shall be paid based on the contract unit price per ton placed as documented by the Inspector.

**Item 11 – HMA Pavement, Type E-1, 19.0 mm Binder Course**

The unit bid and contract price for this item shall include all equipment, materials, and labor necessary to provide 19.0 mm asphaltic concrete pavement binder course, Type E-1 indicated on the Drawings. This item shall include but not be limited to:

- furnishing, hauling and placement of HMA Pavement, 19mm binder course Type E-1
- existing manhole frame and valve box adjustment
- cleanup

This item shall be paid based on the contract unit price per ton placed as documented by the Inspector.

**Item 12 – Sawcutting Existing Pavement Full Depth**

The unit bid and contract price for this item shall include all equipment, materials, and labor necessary to provide sawcutting of existing pavements. This item shall include but not be limited to:

- layout and marking
- full-depth sawcutting
- cleanup

This item shall be paid based on the contract unit price per lineal foot as documented by the Inspector.

**Item 13 – Epoxy Pavement Marking 4” Yellow Centerline, 4” White Edge Line, and 12” White Stop Bar**

The unit bid and contract price for this item shall include all equipment, materials, and labor necessary to provide and place Epoxy Pavement Marking 4” Double Yellow Centerline, 4” Whites Edge Line, and 12” White Stop Bar. This item shall include but not be limited to:

- provide and place epoxy pavement markings in accordance with Section 646 of the State of Wisconsin Standard Specifications for Highway and Structure Construction

This item shall be paid based on the contract unit price per lump sum as documented by the Inspector.

#### **Item 14 – Hydrant Extensions**

The unit bid and contract price for this item shall include all equipment, materials, and labor necessary to install hydrant extensions at required locations. This item shall include but not be limited to::

- disassemble hydrant to receive extension as required to install extension assembly
- reassemble hydrant with connected extension

This item shall be paid based on the contract unit price per vertical foot added to hydrant as documented by the Inspector.

#### **Item 15– Erosion Control**

The unit bid and contract price for this item shall include all equipment, materials, and labor necessary to install Erosion Control items complete in place and ready to use. This item shall include but not be limited to:

- furnishing, hauling, and placement of silt fence and wattles
- all incidental work related to erosion control required by local, state, and federal ordinances, statutes, permits, and regulations
- maintaining and removal of all temporary erosion control devices

This item shall be paid based on the contract unit price per lump sum as documented by the Inspector.

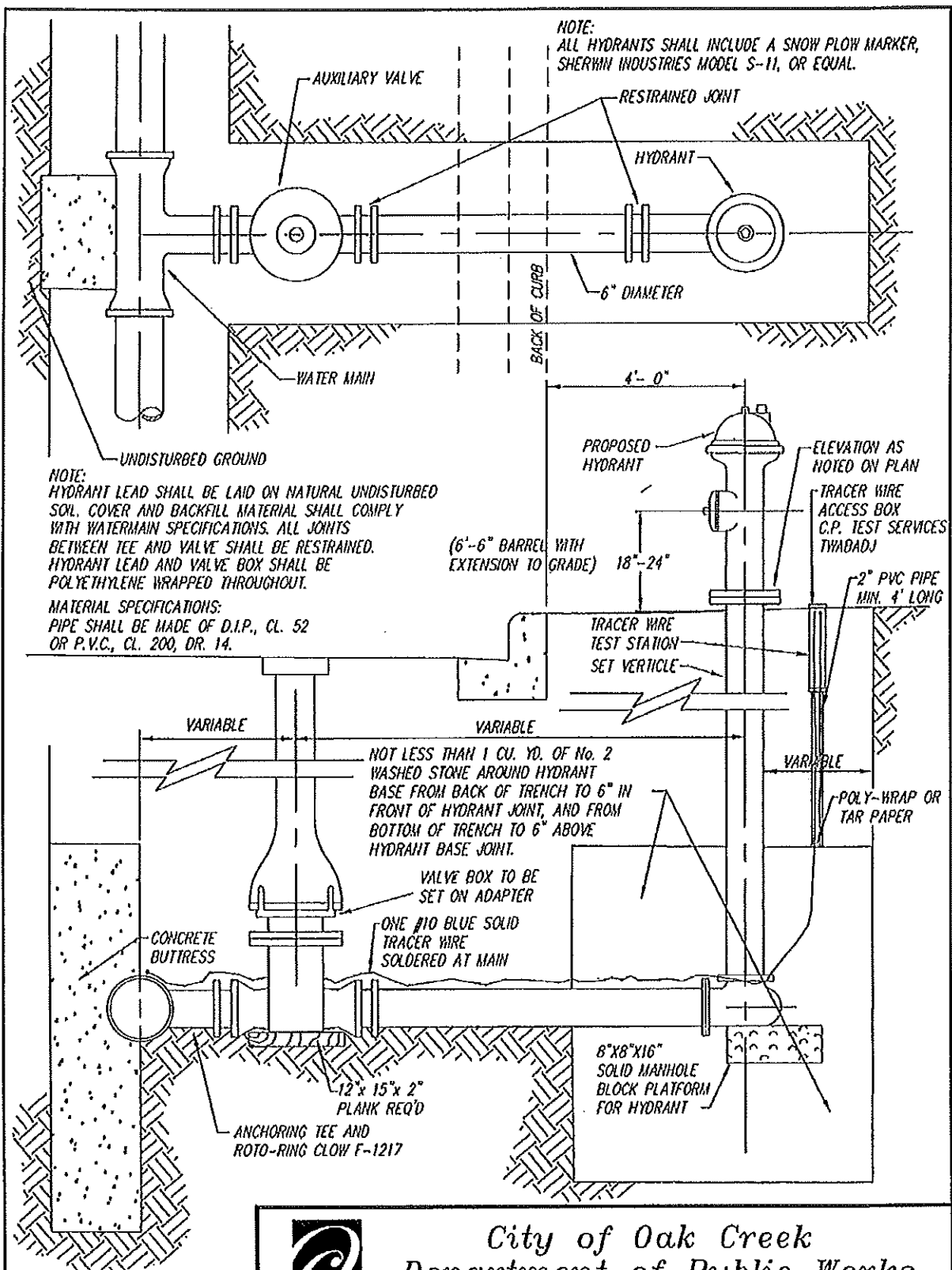
#### **Item 16 - Traffic Control**

The unit bid and contract price for this item shall include all equipment, materials, and labor necessary to install all Traffic Control as shown on the construction drawings. This item shall include but not be limited to:

- setting, maintaining, and removal of traffic control devices in accordance with the plans and specifications including flagging operations
- coordinating with and completing the requirements under Wisconsin Department of Transportation Permit
- daily checks and maintenance
- adherence to the Manual on Uniform Traffic Control Devices, latest edition

This item shall be paid based on the contract unit price per lump sum as documented by the Inspector.

## Appendix A – Detail Drawings



City of Oak Creek  
Department of Public Works

Drawn By: K.C. Seufzer

Scale: Not to Scale

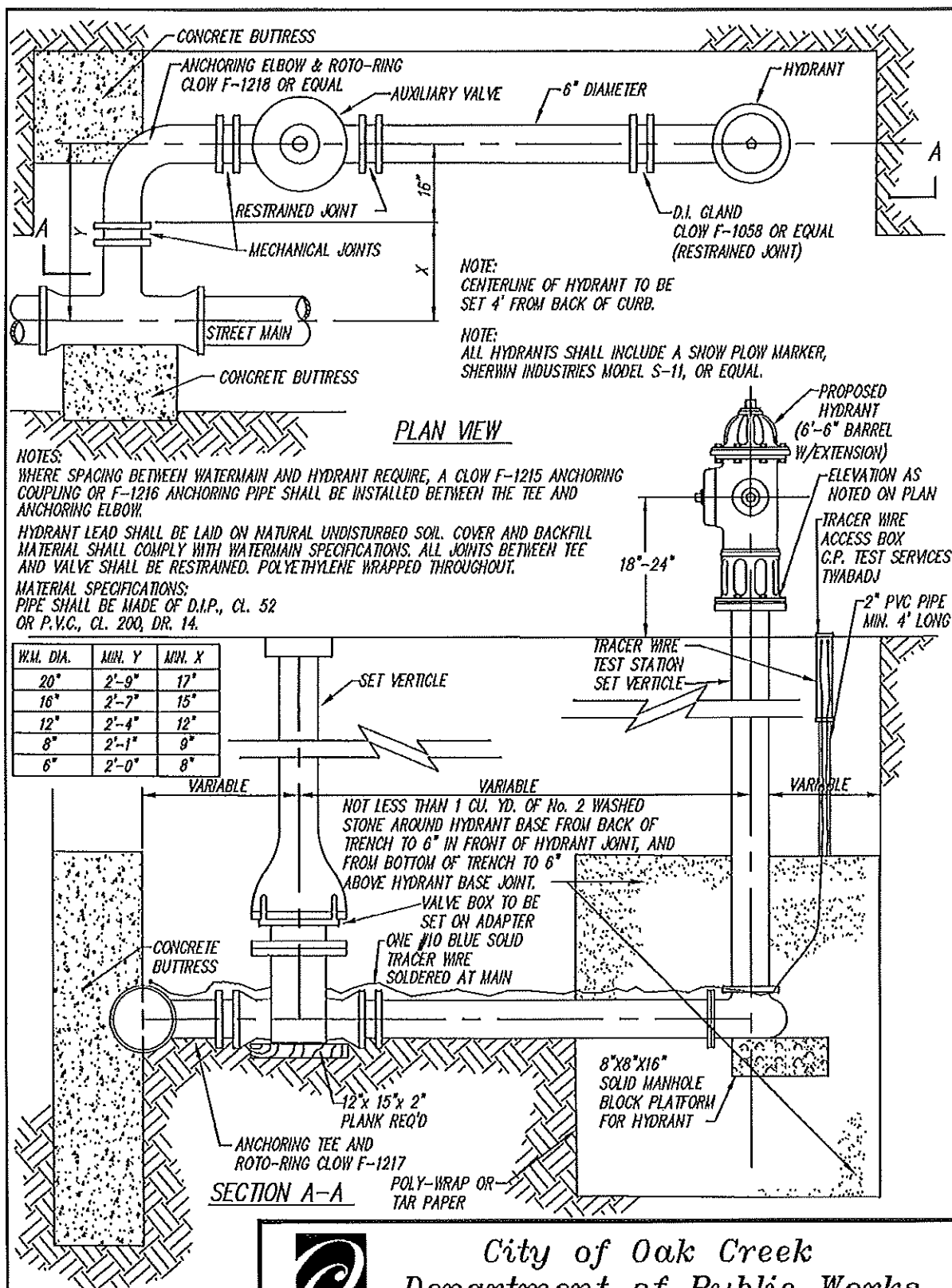
Appv. By: M.J. Sullivan

Date: January 19, 2004

TYPE "A" HYDRANT SETTING DETAIL

WD-13

Exhibit A



City of Oak Creek  
Department of Public Works

Drawn By: K.C. Seufzer

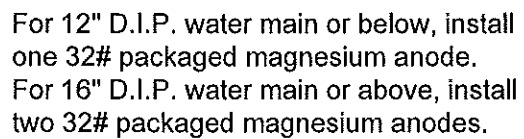
Scale: Not to Scale

Appv. By: M.J. Sullivan

Date: January 19, 2004

TYPE "B" HYDRANT SETTING DETAIL

WD-15



OAK CREEK WATER & SEWER UTILITY  
DATE: 2/11/2014  
SCALE: N.T.S.



## Appendix B – Prevailing Wage Rate Determination

State of Wisconsin Department of Workforce Development Equal Rights Division	<b>DEPARTMENTAL ORDER</b>	
<b>ISSUE DATE:</b> 4/3/2014		
<b>PROJECT:</b>		
COUNTY LINE ROAD WATER MAIN EXTENSION OAK CREEK CITY, MILWAUKEE COUNTY, WI Determination No. 201401005 [Owner Project No. 14101]		
<b>PROJECT OWNER:</b>		<b>REQUESTER:</b>
MICHAEL J SULLIVAN, UTILITY ENGINEER CITY OF OAK CREEK 170 W DREXEL AVE OAK CREEK, WI 53154		RICHARD LYON, CIVIL ENGINEER GRAEF-USA 125 S. 84TH ST., SUITE 401 MILWAUKEE, WI 53214
<b>ADDITIONAL CONTACT:</b>		<b>NOTE:</b> The Requester must provide a copy of this Project Determination and enclosures to the Project Owner and Additional Contact.
MICHAEL N PAULOS, PROJECT MANAGER GRAEF ANHALT SCHLOEMER & ASSOC 125 SOUTH 84TH STREET, SUITE 401 MILWAUKEE, WI 53223		
<p>The department received an application for prevailing wage rate determination for the above-captioned project. The department conducted a survey to determine the prevailing wage rate for the trade(s) or occupation(s) needed to complete the project. The survey's findings appear in the attached project determination.</p> <p>If you believe that the wage rate for any trade or occupation does not accurately reflect the prevailing wage rate in the city, village or town where the project is located, you may ask the department to conduct an administrative review of such wage rate. You must submit this request in writing within 30 days from the date indicated above. Additionally, your request must include wage rate information from at least three similar projects in the city, village or town where the proposed project is located and on which some work has been performed by the contested trade(s) during the current survey period and was previously considered by the department in issuing the attached determination. See DWD 290.10 of the Wisconsin Administrative Code and either s. 66.0903(3)(br), Stats., or s. 103.49(3)(c), Stats., for a complete explanation of the administrative review process.</p> <p>Enclosures</p>		
<p>It is hereby ordered that the prevailing wage rates set forth in the attached project determination shall only be applicable to the above referenced project. This order is a <b>FINAL ORDER</b> of the department unless a timely request for an administrative review is filed with the department.</p> <p><b>ISSUED BY:</b></p> <p style="text-align: center;">             Equal Rights Division              Labor Standards Bureau              Construction Wage Standards Section              P.O. Box 8928, Madison, WI 53708-8928              (608)266-6861           </p> <p style="text-align: center;">Web Site: <a href="http://dwd.wisconsin.gov/er/">http://dwd.wisconsin.gov/er/</a></p>		

**PREVAILING WAGE RATE DETERMINATION**

Issued by the State of Wisconsin  
Department of Workforce Development  
Pursuant to s. 66.0903, Wis. Stats.  
Issued On: 4/3/2014

**DETERMINATION NUMBER:** 201401005

**EXPIRATION DATE:** Prime Contracts MUST Be Awarded or Negotiated On Or Before 12/31/2014. If NOT, You MUST Reapply.

**PROJECT NAME:** COUNTY LINE ROAD WATER MAIN EXTENSION  
PROJECT NO: 14101

**PROJECT LOCATION:** OAK CREEK CITY, MILWAUKEE COUNTY, WI

**CONTRACTING AGENCY:** GRAEF ANHALT SCHLOEMER & ASSOC  
**LOCAL GOVTL UNIT:** CITY OF OAK CREEK

<b>CLASSIFICATION:</b>	Contractors are responsible for correctly classifying their workers. Either call the Department of Workforce Development (DWD) with trade or classification questions or consult DWD's Dictionary of Occupational Classifications & Work Descriptions on the DWD website at: <a href="http://dwd.wisconsin.gov/er/prevailing_wage_rate/Dictionary/dictionary_main.htm">dwd.wisconsin.gov/er/prevailing_wage_rate/Dictionary/dictionary_main.htm</a> .
<b>OVERTIME:</b>	<p>Time and one-half must be paid for all hours worked:</p> <ul style="list-style-type: none"><li>- over 10 hours per day on prevailing wage projects</li><li>- over 40 hours per calendar week</li><li>- Saturday and Sunday</li><li>- on all of the following holidays: January 1; the last Monday in May; July 4; the 1st Monday in September; the 4th Thursday in November; December 25;</li><li>- The day before if January 1, July 4 or December 25 falls on a Saturday;</li><li>- The day following if January 1, July 4 or December 25 falls on a Sunday.</li></ul> <p>Apply the time and one-half overtime calculation to whichever is higher between the Hourly Basic Rate listed on this project determination or the employee's regular hourly rate of pay. Add any applicable Premium or DOT Premium to the Hourly Basic Rate before calculating overtime.</p> <p>A DOT Premium (discussed below) may supersede this time and one-half requirement.</p>
<b>FUTURE INCREASE:</b>	When a specific trade or occupation requires a future increase, you MUST add the full hourly increase to the "TOTAL" on the effective date(s) indicated for the specific trade or occupation.
<b>PREMIUM PAY:</b>	If indicated for a specific trade or occupation, the full amount of such pay MUST be added to the "HOURLY BASIC RATE OF PAY" indicated for such trade or occupation, whenever such pay is applicable.
<b>DOT PREMIUM:</b>	This premium only applies to highway and bridge projects owned by the Wisconsin Department of Transportation and to the project type heading "Airport Pavement or State Highway Construction." DO NOT apply the premium calculation under any other project type on this determination.
<b>APPRENTICES:</b>	Pay apprentices a percentage of the applicable journey person's hourly basic rate of pay and hourly fringe benefit contributions specified in this determination. Obtain the appropriate percentage from each apprentice's contract or indenture.
<b>SUBJOURNEY:</b>	Subjourney wage rates may be available for some of the trades or occupations indicated below with the exception of laborers, truck drivers and heavy equipment operators. Any employer interested in using a subjourney classification on this project MUST complete Form ERD-10880 and request the applicable wage rate from the Department of Workforce Development PRIOR to using the subjourney worker on this project.

This document **MUST BE POSTED** by the **CONTRACTING AGENCY** in at least one conspicuous and easily accessible place **on the site of the project**. A local governmental unit may post this document at the place normally used to post public notices if there is no common site on the project. This document **MUST** remain posted during the entire time any worker is employed on the project and **MUST** be physically incorporated into the specifications and all contracts and subcontracts. If you have any questions, please write to the Equal Rights Division, Labor Standards Bureau, P.O. Box 8928, Madison, Wisconsin 53708 or call (608) 266-6861.

**The following statutory provisions apply to local governmental unit projects of public works and are set forth below pursuant to the requirements of s. 66.0903(8), Stats.**

**s. 66.0903 (1) (f) & s. 103.49 (1) (c) "PREVAILING HOURS OF LABOR"** for any trade or occupation in any area means 10 hours per day and 40 hours per week and may not include any hours worked on a Saturday or Sunday or on any of the following holidays:

1. January 1.
2. The last Monday in May.
3. July 4.
4. The first Monday in September.
5. The 4th Thursday in November.
6. December 25.
7. The day before if January 1, July 4 or December 25 falls on a Saturday.
8. The day following if January 1, July 4 or December 25 falls on a Sunday.

**s. 66.0903 (10) RECORDS; INSPECTION; ENFORCEMENT.**

(a) Each contractor, subcontractor, or contractor's or subcontractor's agent performing work on a project of public works that is subject to this section shall keep full and accurate records clearly indicating the name and trade or occupation of every person performing the work described in sub. (4) and an accurate record of the number of hours worked by each of those persons and the actual wages paid for the hours worked.

**s. 66.0903 (11) LIABILITY AND PENALTIES.**

(a) 1. Any contractor, subcontractor, or contractor's or subcontractor's agent who fails to pay the prevailing wage rate determined by the department under sub. (3) or who pays less than 1.5 times the hourly basic rate of pay for all hours worked in excess of the prevailing hours of labor is liable to any affected employee in the amount of his or her unpaid wages or his or her unpaid overtime compensation and in an additional amount as liquidated damages as provided under subd. 2., 3., whichever is applicable.

2. If the department determines upon inspection under sub. (10) (b) or (c) that a contractor, subcontractor, or contractor's or subcontractor's agent has failed to pay the prevailing wage rate determined by the department under sub. (3) or has paid less than 1.5 times the hourly basic rate of pay for all hours worked in excess of the prevailing hours of labor, the department shall order the contractor to pay to any affected employee the amount of his or her unpaid wages or his or her unpaid overtime compensation and an additional amount equal to 100 percent of the amount of those unpaid wages or that unpaid overtime compensation as liquidated damages within a period specified by the department in the order.

3. In addition to or in lieu of recovering the liability specified in subd. 1. as provided in subd. 2., any employee for and in behalf of that employee and other employees similarly situated may commence an action to recover that liability in any court of competent jurisdiction. If the court finds that a contractor, subcontractor, or contractor's or subcontractor's agent has failed to pay the prevailing wage rate determined by the department under sub. (3) or has paid less than 1.5 times the hourly basic rate of pay for all hours worked in excess of the prevailing hours of labor, the court shall order the contractor, subcontractor, or agent to pay to any affected employee the amount of his or her unpaid wages or his or her unpaid overtime compensation and an additional amount equal to 100 percent of the amount of those unpaid wages or that unpaid overtime compensation as liquidated damages.

5. No employee may be a party plaintiff to an action under subd. 3. unless the employee consents in writing to become a party and the consent is filed in the court in which the action is brought. Notwithstanding s. 814.04 (1), the court shall, in addition to any judgment awarded to the plaintiff, allow reasonable attorney fees and costs to be paid by the defendant.

<b>BUILDING OR HEAVY CONSTRUCTION</b>
---------------------------------------

Includes sheltered enclosures with walk-in access for the purpose of housing persons, employees, machinery, equipment or supplies and non-sheltered work such as canals, dams, dikes, reservoirs, storage tanks, etc. A sheltered enclosure need not be "habitable" in order to be considered a building. The installation of machinery and/or equipment, both above and below grade level, does not change a project's character as a building. On-site grading, utility work and landscaping are included within this definition. Residential buildings of four (4) stories or less, agricultural buildings, parking lots and driveways are NOT included within this definition.

<b>SKILLED TRADES</b>
-----------------------

Fringe Benefits Must Be Paid On <u>All</u> Hours Worked		HOURLY BASIC RATE OF PAY	HOURLY FRINGE BENEFITS	TOTAL
<u>CODE</u>	<u>TRADE OR OCCUPATION</u>	\$	\$	\$
101	Acoustic Ceiling Tile Installer Future Increase(s): Add \$1.25/hr on 6/2/2014.	33.68	19.81	53.49
102	Boilermaker	31.91	26.47	58.38
103	Bricklayer, Blocklayer or Stonemason Premium Increase(s): DOT PREMIUM: Pay two times the hourly basic rate on Sunday, New Year's Day, Memorial Day, Independence Day, Labor Day, Thanksgiving Day & Christmas Day.	35.37	18.00	53.37
104	Cabinet Installer	30.48	15.90	46.38
105	Carpenter Future Increase(s): Add \$1.25/hr on 6/2/2014. Premium Increase(s): DOT PREMIUM: Pay two times the hourly basic rate on Sunday, New Year's Day, Memorial Day, Independence Day, Labor Day, Thanksgiving Day & Christmas Day.	33.68	19.81	53.49
106	Carpet Layer or Soft Floor Coverer	32.93	19.71	52.64
107	Cement Finisher	32.07	17.53	49.60
108	Drywall Taper or Finisher	29.87	19.99	49.86
109	Electrician Premium Increase(s): DOT PREMIUM: Pay two times the hourly basic rate on Sunday, New Year's Day, Memorial Day, Independence Day, Labor Day, Thanksgiving Day & Christmas Day.	32.82	22.61	55.43
110	Elevator Constructor	43.21	26.06	69.27
111	Fence Erector	16.00	3.33	19.33
112	Fire Sprinkler Fitter	38.50	19.65	58.15
113	Glazier	34.19	18.25	52.44
114	Heat or Frost Insulator	33.68	24.31	57.99
115	Insulator (Batt or Blown)	15.00	9.50	24.50

<b>Fringe Benefits Must Be Paid On <u>All</u> Hours Worked</b>		<b>HOURLY BASIC RATE OF PAY</b>	<b>HOURLY FRINGE BENEFITS</b>	<b>TOTAL</b>
<b>CODE</b>	<b>TRADE OR OCCUPATION</b>	<b>\$</b>	<b>\$</b>	<b>\$</b>
116	Ironworker Future Increase(s): Add \$.80/hr on 6/1/2014. Premium Increase(s): DOT PREMIUM: Pay two times the hourly basic rate on Sunday, New Year's Day, Memorial Day, Independence Day, Labor Day, Thanksgiving Day & Christmas Day.	30.52	23.47	53.99
117	Lather	32.93	19.81	52.74
118	Line Constructor (Electrical)	38.25	17.63	55.88
119	Marble Finisher	26.89	19.18	46.07
120	Marble Mason	35.80	16.87	52.67
121	Metal Building Erector	22.05	8.08	30.13
122	Millwright	28.53	24.98	53.51
123	Overhead Door Installer	20.95	4.94	25.89
124	Painter	29.52	18.84	48.36
125	Pavement Marking Operator	30.00	0.00	30.00
126	Piledriver Premium Increase(s): Add \$.65/hr for Piledriver Loftsmen; Add \$.75/hr for Sheet Piling Loftsmen. DOT PREMIUM: Pay two times the hourly basic rate on Sunday, New Year's Day, Memorial Day, Independence Day, Labor Day, Thanksgiving Day & Christmas Day.	29.56	25.71	55.27
127	Pipeline Fuser or Welder (Gas or Utility)	31.82	19.74	51.56
129	Plasterer	31.56	18.18	49.74
130	Plumber	37.97	17.30	55.27
132	Refrigeration Mechanic	39.26	19.30	58.56
133	Roofer or Waterproofer	29.40	17.05	46.45
134	Sheet Metal Worker	36.17	18.04	54.21
135	Steamfitter Future Increase(s): Add \$1.70/hr on 6/1/2014.	39.76	21.09	60.85
137	Teledata Technician or Installer Future Increase(s): Add \$.85/hr on 6/1/2014; Add \$.86/hr on 6/1/2015. Premium Increase(s): DOT PREMIUM: Pay two times the hourly basic rate on Sunday, New Year's Day, Memorial Day, Independence Day, Labor Day, Thanksgiving Day & Christmas Day.	24.89	17.15	42.04

<b>Fringe Benefits Must Be Paid On <u>All</u> Hours Worked</b>		<b>HOURLY BASIC RATE OF PAY</b>	<b>HOURLY FRINGE BENEFITS</b>	<b>TOTAL</b>
<b><u>CODE</u></b>	<b><u>TRADE OR OCCUPATION</u></b>	<b>\$</b>	<b>\$</b>	<b>\$</b>
138	Temperature Control Installer	17.39	4.18	21.57
139	Terrazzo Finisher	26.89	19.18	46.07
140	Terrazzo Mechanic	30.20	18.42	48.62
141	Tile Finisher	23.85	17.18	41.03
142	Tile Setter	29.45	16.30	45.75
143	Tuckpointer, Caulker or Cleaner	34.57	16.42	50.99
144	Underwater Diver (Except on Great Lakes)	34.48	15.90	50.38
146	Well Driller or Pump Installer	25.32	15.65	40.97
147	Siding Installer	25.92	18.04	43.96
150	Heavy Equipment Operator - ELECTRICAL LINE CONSTRUCTION ONLY	29.16	14.34	43.50
151	Light Equipment Operator -ELECTRICAL LINE CONSTRUCTION ONLY	30.60	14.86	45.46
152	Heavy Truck Driver - ELECTRICAL LINE CONSTRUCTION ONLY	26.78	13.63	40.41
153	Light Truck Driver - ELECTRICAL LINE CONSTRUCTION ONLY	24.86	12.97	37.83
154	Groundman - ELECTRICAL LINE CONSTRUCTION ONLY	21.04	11.74	32.78

**TRUCK DRIVERS**

<b>Fringe Benefits Must Be Paid On <u>All</u> Hours Worked</b>		<b>HOURLY BASIC RATE OF PAY</b>	<b>HOURLY FRINGE BENEFITS</b>	<b>TOTAL</b>
<b><u>CODE</u></b>	<b><u>TRADE OR OCCUPATION</u></b>	<b>\$</b>	<b>\$</b>	<b>\$</b>
201	Single Axle or Two Axle	33.82	17.60	51.42
203	Three or More Axle	18.50	18.42	36.92
204	Articulated, Euclid, Dumptor, Off Road Material Hauler Future Increase(s): Add \$1.60/hr on 5/30/2016.	33.02	18.10	51.12
205	Pavement Marking Vehicle	18.50	18.42	36.92
207	Truck Mechanic	18.50	18.42	36.92

**LABORERS**

<b>Fringe Benefits Must Be Paid On <u>All</u> Hours Worked</b>		<b>HOURLY BASIC RATE OF PAY</b>	<b>HOURLY FRINGE BENEFITS</b>	<b>TOTAL</b>
<b>CODE</b>	<b>TRADE OR OCCUPATION</b>	<b>\$</b>	<b>\$</b>	<b>\$</b>
301	General Laborer Premium Increase(s): Add \$.11 for mortar mixer, fork lift operator, air and electric equipment and power buggy operators; Add \$.22 for jackhammer operator, certified welder, gunite machineman.	28.31	16.62	44.93
302	Asbestos Abatement Worker	19.00	0.00	19.00
303	Landscaper	14.28	8.24	22.52
310	Gas or Utility Pipeline Laborer (Other Than Sewer and Water)	19.78	17.04	36.82
311	Fiber Optic Laborer (Outside, Other Than Concrete Encased) Premium Increase(s): DOT PREMIUMS: Pay two times the hourly basic rate on New Year's Day, Memorial Day, Independence Day, Labor Day, Thanksgiving Day & Christmas Day.	17.71	16.01	33.72
314	Railroad Track Laborer	13.50	4.06	17.56
315	Final Construction Clean-Up Worker	28.31	16.62	44.93

**HEAVY EQUIPMENT OPERATORS  
SITE PREPARATION, UTILITY OR LANDSCAPING WORK ONLY**

<b>Fringe Benefits Must Be Paid On <u>All</u> Hours Worked</b>		<b>HOURLY BASIC RATE OF PAY</b>	<b>HOURLY FRINGE BENEFITS</b>	<b>TOTAL</b>
<b>CODE</b>	<b>TRADE OR OCCUPATION</b>	<b>\$</b>	<b>\$</b>	<b>\$</b>
501	Air Track, Rotary or Percussion Drilling Machine &/or Hammers, Blaster; Asphalt Milling Machine; Boring Machine (Directional, Horizontal or Vertical); Backhoe (Track Type) Having a Mfg's Rated Capacity of 130,000 Lbs. or Over; Backhoe (Track Type) Having a Mfg's Rated Capacity of Under 130,000 Lbs., Backhoe (Mini, 15,000 Lbs. & Under); Bulldozer or Endloader (Over 40 hp); Compactor (Self-Propelled 85 Ft Total Drum Width & Over, or Tractor Mounted, Towed & Light Equipment); Concrete Batch Plant, Batch Hopper; Concrete Breaker (Large, Auto, Vibratory/Sonic, Manual or Remote); Crane, Shovel, Dragline, Clamshells; Forklift (Machinery Moving or Steel Erection, 25 Ft & Over); Gradall (Cruz-Aire Type); Grader or Motor Patrol; Master Mechanic; Mechanic or Welder; Robotic Tool Carrier (With or Without Attachments); Scraper (Self Propelled or Tractor Drawn) 5 cu yds or More Capacity; Tractor or Truck Mounted Hydraulic Backhoe; Tractor or Truck Mounted Hydraulic Crane (10 Tons or Under); Tractor (Scraper, Dozer, Pusher, Loader); Trencher (Wheel Type or Chain Type Having Over 8 Inch Bucket). Future Increase(s): Add \$1.00/hour 6/2/2014; Add \$1.50/hour 6/1/2015; Add \$1.60/hour 5/30/2016.	34.07	18.10	52.17



<b>Fringe Benefits Must Be Paid On <u>All</u> Hours Worked</b>		<b>HOURLY BASIC RATE OF PAY</b>	<b>HOURLY FRINGE BENEFITS</b>	<b>TOTAL</b>
<b><u>CODE</u></b>	<b><u>TRADE OR OCCUPATION</u></b>	<b>\$</b>	<b>\$</b>	<b>\$</b>
502	Backfiller; Broom or Sweeper; Bulldozer or Endloader (Under 40 hp); Environmental Burner; Forestry Equipment, Timbco, Tree Shear, Tub Grinder, Processor; Jeep Digger; Screed (Milling Machine); Skid Rig; Straddle Carrier or Travel Lift; Stump Chipper; Trencher (Wheel Type or Chain Type Having 8 Inch Bucket & Under). Future Increase(s): Add \$1.00/hour 6/2/2014; Add \$1.50/hour 6/1/2015; Add \$1.60/hour 5/30/2016.	34.07	18.10	52.17
503	Air Compressor (&/or 400 CFM or Over); Augers (Vertical & Horizontal); Compactor (Self-Propelled 84 Ft Total Drum Width & Under, or Tractor Mounted, Towed & Light Equipment); Crusher, Screening or Wash Plant; Farm or Industrial Type Tractor; Forklift; Generator (&/or 150 KW or Over); Greaser; High Pressure Utility Locating Machine (Daylighting Machine); Mulcher; Oiler; Post Hole Digger or Driver; Pump (3 Inch or Over) or Well Points; Refrigeration Plant or Freeze Machine; Rock, Stone Breaker; Skid Steer Loader (With or Without Attachments); Vibratory Hammer or Extractor, Power Pack.	30.82	18.96	49.78
504	Work Performed on the Great Lakes Including Diver; Wet Tender or Hydraulic Dredge Engineer.	38.80	20.17	58.97
505	Work Performed on the Great Lakes Including Crane or Backhoe Operator; Assistant Hydraulic Dredge Engineer; Hydraulic Dredge Leverman or Diver's Tender; Mechanic or Welder; 70 Ton & Over Tug Operator. Premium Increase(s): Add \$.50/hr for Friction Crane, Lattice Boom or Crane Certification (CCO).	41.65	21.71	63.36
506	Work Performed on the Great Lakes Including Deck Equipment Operator or Machineryman (Maintains Cranes Over 50 Tons or Backhoes 115,000 Lbs. or More); Tug, Launch or Loader, Dozer or Like Equipment When Operated on a Barge, Breakwater Wall, Slip, Dock or Scow, Deck Machinery.	37.10	21.57	58.67
507	Work Performed on the Great Lakes Including Deck Equipment Operator, Machineryman or Fireman (Operates 4 Units or More or Maintains Cranes 50 Tons or Under or Backhoes 115,000 Lbs. or Under); Deck Hand, Deck Engineer or Assistant Tug Operator; Off Road Trucks - Great Lakes ONLY.	34.50	20.04	54.54

**HEAVY EQUIPMENT OPERATORS  
EXCLUDING SITE PREPARATION, UTILITY, PAVING LANDSCAPING WORK**

<b>Fringe Benefits Must Be Paid On <u>All</u> Hours Worked</b>		<b>HOURLY BASIC RATE OF PAY</b>	<b>HOURLY FRINGE BENEFITS</b>	<b>TOTAL</b>
<b>CODE</b>	<b>TRADE OR OCCUPATION</b>	<b>\$</b>	<b>\$</b>	<b>\$</b>
508	<p>Boring Machine (Directional); Crane, Tower Crane, Pedestal Tower or Derrick, With or Without Attachments, With a Lifting Capacity of Over 100 Tons, Self-Erecting Tower Crane With a Lifting Capacity of Over 4,000 Lbs., Crane With Boom Dollies; Crane, Tower Crane, Pedestal Tower or Derrick, With Boom, Leads &amp;/or Jib Lengths Measuring 176 Ft or Over; Master Mechanic.</p> <p>Future Increase(s): Add \$1.25/hr on 6/1/2014; Add \$1.55/hr on 6/1/2015.</p> <p>Premium Increase(s): Crane Operators with CCO certification add \$.50/hr. Cranes with boom length over 200 ft. not exceeding 300 ft. OR lifting capacity over 200 ton not exceeding 300 ton add \$.50/hr. Over 300 ton OR 300 ft. add \$.01/hr. per foot OR ton whichever is greater.</p>	40.36	19.15	59.51
509	<p>Backhoe (Track Type) Having a Mfgr's Rated Capacity of 130,000 Lbs. or Over; Boring Machine (Horizontal or Vertical); Caisson Rig; Crane, Tower Crane, Portable Tower, Pedestal Tower or Derrick, With or Without Attachments, With a Lifting Capacity of 100 Tons or Under, Self-Erecting Tower Crane With A Lifting Capacity Of 4,000 Lbs. &amp; Under; Crane, Tower Crane, Portable Tower, Pedestal Tower or Derrick, With Boom, Leads &amp;/or Jib Lengths Measuring 175 Ft or Under; Pile Driver; Versi Lifts, Tri-Lifts &amp; Gantrys (20,000 Lbs. &amp; Over).</p> <p>Future Increase(s): Add \$1.25/hr on 6/1/2014; Add \$1.55/hr on 6/1/2015.</p> <p>Premium Increase(s): Crane Operators with CCO certification add \$.50/hr.</p>	39.86	19.15	59.01
510	<p>Backhoe (Track Type) Having a Mfgr.'s Rated Capacity of Under 130,000 Lbs., Backhoe (Mini, 15,000 Lbs. &amp; Under); Concrete Bump Cutter, Grinder, Planing or Grooving Machine; Concrete Laser/Screed; Concrete Paver (Slipform); Concrete Pump (Over 46 Meter), Concrete Conveyor (Rotec or Bidwell Type); Concrete Slipform Placer Curb &amp; Gutter Machine; Concrete Spreader &amp; Distributor; Dredge (NOT Performing Work on the Great Lakes); Forklift (Machinery Moving or Steel Erection, 25 Ft &amp; Over); Gradall (Cruz-Aire Type); Hydro-Blaster (10,000 PSI or Over); Milling Machine; Skid Rig; Traveling Crane (Bridge Type).</p> <p>Future Increase(s): Add \$1.25/hr on 6/1/2014; Add \$1.55/hr on 6/1/2015.</p> <p>Premium Increase(s): Crane Operators with CCO certification add \$.50/hr.</p>	39.36	19.15	58.51

<b>Fringe Benefits Must Be Paid On <u>All</u> Hours Worked</b>		<b>HOURLY BASIC RATE OF PAY</b>	<b>HOURLY FRINGE BENEFITS</b>	<b>TOTAL</b>
<b>CODE</b>	<b>TRADE OR OCCUPATION</b>	<b>\$</b>	<b>\$</b>	<b>\$</b>
511	Air, Track, Rotary or Percussion Drilling Machine &/or Hammers, Blaster; Bulldozer or Endloader (Over 40 hp); Compactor (Self-Propelled 85 Ft Total Drum Width & Over, or Tractor Mounted, Towed & Light Equipment); Concrete Pump (46 Meter & Under), Concrete Conveyor (Rotec or Bidwell Type); Crane (Carry Deck, Mini) or Truck Mounted Hydraulic Crane (10 Tons or Under); Environmental Burner; Gantrys (Under 20,000 Lbs.); Grader or Motor Patrol; High Pressure Utility Locating Machine (Daylighting Machine); Manhoist; Material or Stack Hoist; Mechanic or Welder; Railroad Track Rail Leveling Machine, Tie Placer, Extractor, Tamper, Stone Leveler or Rehabilitation Equipment; Roller (Over 5 Ton); Scraper (Self Propelled or Tractor Drawn) 5 cu yd or More Capacity; Screed (Milling Machine); Sideboom; Straddle Carrier or Travel Lift; Tining or Curing Machine; Tractor (Scraper, Dozer, Pusher, Loader); Tractor or Truck Mounted Hydraulic Backhoe; Tractor or Truck Mounted Hydraulic Crane (10 Tons or Under); Trencher (Wheel Type or Chain Type Having Over 8-Inch Bucket). Future Increase(s): Add \$1.25/hr on 6/1/2014; Add \$1.55/hr on 6/1/2015.	38.67	19.15	57.82
512	Backfiller; Broom or Sweeper; Bulldozer or Endloader (Under 40 hp); Compactor (Self-Propelled 84 Ft Total Drum Width & Under, or Tractor Mounted, Towed & Light Equipment); Concrete Batch Plant, Batch Hopper; Concrete Breaker (Large, Auto, Vibratory/Sonic, Manual or Remote); Concrete Conveyor System; Concrete Finishing Machine (Road Type); Fireman (Pile Driver & Derrick NOT Performing Work on the Great Lakes); Grout Pump; Hoist (Tugger, Automatic); Industrial Locomotives; Jeep Digger; Lift Slab Machine; Mulcher; Roller (Rubber Tire, 5 Ton or Under); Screw or Gypsum Pumps; Stabilizing or Concrete Mixer (Self-Propelled or 14S or Over); Stump Chipper; Trencher (Wheel Type or Chain Type Having 8-Inch Bucket & Under); Winches & A-Frames. Future Increase(s): Add \$1.25/hr on 6/1/2014; Add \$1.55/hr on 6/1/2015.	31.64	19.15	50.79
513	Air Compressor (&/or 400 CFM or Over); Air, Electric or Hydraulic Jacking System; Augers (Vertical & Horizontal); Boatmen (NOT Performing Work on the Great Lakes); Boiler (Temporary Heat); Crusher, Screening or Wash Plant; Elevator; Farm or Industrial Type Tractor; Fireman (Asphalt Plant NOT Performing Work on the Great Lakes); Forklift; Generator (&/or 150 KW or Over); Greaser; Heaters (Mechanical); Loading Machine (Conveyor); Oilier; Post Hole Digger or Driver; Prestress Machine; Pump (3 Inch or Over) or Well Points; Refrigeration Plant or Freeze Machine; Robotic Tool Carrier (With or Without Attachments); Rock, Stone Breaker; Skid Steer Loader (With or Without Attachments); Vibratory Hammer or Extractor, Power Pack. Future Increase(s): Add \$1.25/hr on 6/1/2014; Add \$1.55/hr on 6/1/2015.	31.64	19.15	50.79
514	Gas or Utility Pipeline, Except Sewer & Water (Primary Equipment).	36.34	21.14	57.48
515	Gas or Utility Pipeline, Except Sewer & Water (Secondary Equipment). Future Increase(s): Add \$1.60/hr on 06/01/2014; Add \$1.65/hr on 06/01/2015	33.26	18.55	51.81
516	Fiber Optic Cable Equipment Future Increase(s): Add \$1.75/hr on 02/01/2014.	27.89	17.20	45.09



<b>SEWER, WATER OR TUNNEL CONSTRUCTION</b>
--

**Includes those projects that primarily involve public sewer or water distribution, transmission or collection systems and related tunnel work (excluding buildings).**

<b>SKILLED TRADES</b>
-----------------------

Fringe Benefits Must Be Paid On <u>All</u> Hours Worked				
<u>CODE</u>	<u>TRADE OR OCCUPATION</u>	<u>HOURLY BASIC RATE OF PAY</u> \$	<u>HOURLY FRINGE BENEFITS</u> \$	<u>TOTAL</u> \$
103	Bricklayer, Blocklayer or Stonemason Premium Increase(s): DOT PREMIUM: Pay two times the hourly basic rate on Sunday, New Year's Day, Memorial Day, Independence Day, Labor Day, Thanksgiving Day & Christmas Day.	35.10	18.40	53.50
105	Carpenter Future Increase(s): Add \$1.25/hr on 6/2/2014. Premium Increase(s): DOT PREMIUM: Pay two times the hourly basic rate on Sunday, New Year's Day, Memorial Day, Independence Day, Labor Day, Thanksgiving Day & Christmas Day.	33.68	19.81	53.49
107	Cement Finisher Future Increase(s): Add \$1.87 on 6/1/14; Add \$1.87 on 6/1/15; Add \$1.75 on 6/1/16. Premium Increase(s): DOT PREMIUMS: 1) Pay two times the hourly basic rate on Sunday, New Year's Day, Memorial Day, Independence Day, Labor Day, Thanksgiving Day & Christmas Day. 2) Add \$1.40/hr when the Wisconsin Department of Transportation or responsible governing agency requires that work be performed at night under artificial illumination with traffic control and the work is completed after sunset and before sunrise.	33.51	16.13	49.64
109	Electrician Premium Increase(s): DOT PREMIUM: Pay two times the hourly basic rate on Sunday, New Year's Day, Memorial Day, Independence Day, Labor Day, Thanksgiving Day & Christmas Day.	32.82	22.61	55.43
111	Fence Erector	16.00	3.33	19.33
116	Ironworker	31.25	19.46	50.71
118	Line Constructor (Electrical)	38.25	17.63	55.88
125	Pavement Marking Operator	16.00	7.35	23.35
126	Piledriver	30.98	15.90	46.88
130	Plumber	33.75	14.07	47.82
135	Steamfitter	37.76	19.99	57.75
137	Teledata Technician or Installer	24.75	16.08	40.83

<b>Fringe Benefits Must Be Paid On <u>All</u> Hours Worked</b>		<b>HOURLY BASIC RATE OF PAY</b>	<b>HOURLY FRINGE BENEFITS</b>	<b>TOTAL</b>
<b><u>CODE</u></b>	<b><u>TRADE OR OCCUPATION</u></b>	<b>\$</b>	<b>\$</b>	<b>\$</b>
143	Tuckpointer, Caulker or Cleaner	34.57	16.42	50.99
144	Underwater Diver (Except on Great Lakes)	38.80	20.17	58.97
146	Well Driller or Pump Installer	25.32	15.65	40.97
150	Heavy Equipment Operator - ELECTRICAL LINE CONSTRUCTION ONLY	29.16	14.34	43.50
151	Light Equipment Operator -ELECTRICAL LINE CONSTRUCTION ONLY	30.60	14.86	45.46
152	Heavy Truck Driver - ELECTRICAL LINE CONSTRUCTION ONLY	26.78	13.63	40.41
153	Light Truck Driver - ELECTRICAL LINE CONSTRUCTION ONLY	24.86	12.97	37.83
154	Groundman - ELECTRICAL LINE CONSTRUCTION ONLY	21.04	11.74	32.78

**TRUCK DRIVERS**

<b>Fringe Benefits Must Be Paid On <u>All</u> Hours Worked</b>		<b>HOURLY BASIC RATE OF PAY</b>	<b>HOURLY FRINGE BENEFITS</b>	<b>TOTAL</b>
<b><u>CODE</u></b>	<b><u>TRADE OR OCCUPATION</u></b>	<b>\$</b>	<b>\$</b>	<b>\$</b>
201	Single Axle or Two Axle	30.00	15.00	45.00
203	Three or More Axle	16.00	7.35	23.35
204	Articulated, Euclid, Dumptror, Off Road Material Hauler	32.89	18.96	51.85
205	Pavement Marking Vehicle	16.00	7.35	23.35
207	Truck Mechanic	16.00	7.35	23.35

**LABORERS**

<b>Fringe Benefits Must Be Paid On <u>All</u> Hours Worked</b>		<b>HOURLY BASIC RATE OF PAY</b>	<b>HOURLY FRINGE BENEFITS</b>	<b>TOTAL</b>
<b><u>CODE</u></b>	<b><u>TRADE OR OCCUPATION</u></b>	<b>\$</b>	<b>\$</b>	<b>\$</b>
301	General Laborer Premium Increase(s): Add \$1.92 for bottomman; Add \$2.03 for concrete manhole builder, bracer, jointman, or pipelayer; Add \$4.83 for blaster. Add \$2.00 for all tunnel work under 15 lbs. compressed air; Add \$2.00 for 0-30 lbs. compressed air; Add \$3.00 for over 30 lbs. compressed air.	28.84	17.12	45.96
303	Landscaper	25.28	11.46	36.74
304	Flagperson or Traffic Control Person	17.41	10.10	27.51
311	Fiber Optic Laborer (Outside, Other Than Concrete Encased)	17.69	15.50	33.19
314	Railroad Track Laborer	13.50	4.06	17.56

**HEAVY EQUIPMENT OPERATORS  
SEWER, WATER OR TUNNEL WORK**

<b>Fringe Benefits Must Be Paid On <u>All</u> Hours Worked</b>		<b>HOURLY BASIC RATE OF PAY</b>	<b>HOURLY FRINGE BENEFITS</b>	<b>TOTAL</b>
<b>CODE</b>	<b>TRADE OR OCCUPATION</b>	<b>\$</b>	<b>\$</b>	<b>\$</b>
521	Backhoe (Track Type) Having a Mfgr.'s Rated Capacity of 130,000 Lbs. or Over; Caisson Rig; Crane, Tower Crane, Pedestal Tower or Derrick, With Boom, Leads &/or Jib Lengths Measuring 176 Ft or Over; Crane, Tower Crane, Pedestal Tower or Derrick, With or Without Attachments, With a Lifting Capacity of Over 100 Tons, Self-Erecting Tower Crane With a Lifting Capacity Of Over 4,000 Lbs., Crane With Boom Dollies; Master Mechanic; Pile Driver. Future Increase(s): Add \$1.05/hr on 6/2/2014; Add \$1.55/hr on 6/1/2015. Premium Increase(s): Add \$.25/hr for operating tower crane.	36.84	19.45	56.29
522	Backhoe (Track Type) Having a Mfgr.'s Rated Capacity of Under 130,000 Lbs., Backhoe (Mini, 15,000 Lbs. & Under); Boring Machine (Directional); Concrete Bump Cutter, Grinder, Planing or Grooving Machine; Concrete Laser/Screed; Concrete Paver (Slipform); Concrete Pump (Over 46 Meter), Concrete Conveyor (Rotec or Bidwell Type); Concrete Spreader & Distributor; Crane, Tower Crane, Portable Tower, Pedestal Tower or Derrick, With Boom, Leads &/or Jib Lengths Measuring 175 Ft or Under; Crane, Tower Crane, Portable Tower, Pedestal Tower or Derrick, With or Without Attachments, With a Lifting Capacity of 100 Tons or Under, Self-Erecting Tower Crane With a Lifting Capacity of 4,000 Lbs. & Under; Dredge (NOT Performing Work on the Great Lakes); Milling Machine; Skid Rig; Telehandler; Traveling Crane (Bridge Type). Future Increase(s): Add \$1.05/hr on 6/2/2014; Add \$1.55/hr on 6/1/2015. Premium Increase(s): Add \$.25/hr for operating tower crane.	36.06	19.45	55.51
523	Air Track, Rotary or Percussion Drilling Machine &/or Hammers, Blaster; Boring Machine (Horizontal or Vertical); Bulldozer or Endloader (Over 40 hp); Crane (Carry Deck, Mini) or Truck Mounted Hydraulic Crane (10 Tons or Under); Concrete Pump (46 Meter & Under), Concrete Conveyor (Rotec or Bidwell Type); Concrete Slipform Placer Curb & Gutter Machine; Gradall (Cruz-Aire Type); Grader or Motor Patrol; Hydro-Blaster (10,000 PSI or Over); Manhoist; Material or Stack Hoist; Mechanic or Welder; Roller (Over 5 Ton); Scraper (Self Propelled or Tractor Drawn) 5 cu yd or More Capacity; Screed (Milling Machine); Sideboom; Straddle Carrier or Travel Lift; Tractor (Scraper, Dozer, Pusher, Loader); Tractor or Truck Mounted Hydraulic Backhoe; Tractor or Truck Mounted Hydraulic Crane (10 Tons or Under); Trencher (Wheel Type or Chain Type Having Over 8-Inch Bucket). Future Increase(s): Add \$1.05/hr on 6/2/2014; Add \$1.55/hr on 6/1/2015. Premium Increase(s): Add \$.25/hr for operating tower crane.	35.11	19.45	54.56

<b>Fringe Benefits Must Be Paid On <u>All</u> Hours Worked</b>		<b>HOURLY BASIC RATE OF PAY</b>	<b>HOURLY FRINGE BENEFITS</b>	<b>TOTAL</b>
<b>CODE</b>	<b>TRADE OR OCCUPATION</b>	<b>\$</b>	<b>\$</b>	<b>\$</b>
524	Backfiller; Broom or Sweeper; Bulldozer or Endloader (Under 40 hp); Compactor (Self-Propelled 85 Ft Total Drum Width & Over, or Tractor Mounted, Towed & Light Equipment); Concrete Batch Plant, Batch Hopper; Concrete Breaker (Large, Auto, Vibratory/Sonic, Manual or Remote); Concrete Conveyor System; Concrete Finishing Machine (Road Type); Environmental Burner; Fireman (Pile Driver & Derrick NOT Performing Work on the Great Lakes); Forestry Equipment, Timbco, Tree Shear, Tub Grinder, Processor; Hoist (Tugger, Automatic); Grout Pump; Jeep Digger; Lift Slab Machine; Mulcher; Power Subgrader; Pump (3 Inch or Over) or Well Points; Robotic Tool Carrier (With or Without Attachments); Roller (Rubber Tire, 5 Ton or Under); Screw or Gypsum Pumps; Stabilizing or Concrete Mixer (Self-Propelled or 14S or Over); Stump Chipper; Tining or Curing Machine; Trencher (Wheel Type or Chain Type Having 8-Inch Bucket & Under); Winches & A-Frames. Future Increase(s): Add \$1.05/hr on 6/2/2014; Add \$1.55/hr on 6/1/2015. Premium Increase(s): Add \$.25/hr for operating tower crane.	35.11	19.45	54.56
525	Air Compressor (&/or 400 CFM or Over); Air, Electric or Hydraulic Jacking System; Augers (Vertical & Horizontal); Compactor (Self-Propelled 84 Ft Total Drum Width & Under, or Tractor Mounted, Towed & Light Equipment); Crusher, Screening or Wash Plant; Farm or Industrial Type Tractor; Fireman (Asphalt Plant NOT Performing Work on the Great Lakes); Generator (&/or 150 KW or Over); Heaters (Mechanical); High Pressure Utility Locating Machine (Daylighting Machine); Loading Machine (Conveyor); Post Hole Digger or Driver; Refrigeration Plant or Freeze Machine; Rock, Stone Breaker; Skid Steer Loader (With or Without Attachments); Vibratory Hammer or Extractor, Power Pack.	30.19	20.94	51.13
526	Boiler (Temporary Heat); Forklift; Greaser; Oiler.	30.44	19.10	49.54
527	Work Performed on the Great Lakes Including Diver; Wet Tender or Hydraulic Dredge Engineer.	38.80	20.17	58.97
528	Work Performed on the Great Lakes Including 70 Ton & Over Tug Operator; Assistant Hydraulic Dredge Engineer; Crane or Backhoe Operator; Hydraulic Dredge Leverman or Diver's Tender; Mechanic or Welder.	38.80	20.17	58.97
529	Work Performed on the Great Lakes Including Deck Equipment Operator or Machineryman (Maintains Cranes Over 50 Tons or Backhoes 115,000 Lbs. or More); Tug, Launch or Loader, Dozer or Like Equipment When Operated on a Barge, Breakwater Wall, Slip, Dock or Scow, Deck Machinery.	34.50	20.04	54.54
530	Work Performed on the Great Lakes Including Deck Equipment Operator; Machineryman or Fireman (Operates 4 Units or More or Maintains Cranes 50 Tons or Under or Backhoes 115,000 Lbs. or Under), Deck Hand, Deck Engineer or Assistant Tug Operator; Off Road Trucks - Great Lakes ONLY.	34.50	20.04	54.54



<b>LOCAL STREET OR MISCELLANEOUS PAVING CONSTRUCTION</b>
--

Includes roads, streets, alleys, trails, bridges, paths, racetracks, parking lots and driveways (except residential or agricultural), public sidewalks or other similar projects (excluding projects awarded by the Wisconsin Department of Transportation).

<b>SKILLED TRADES</b>
-----------------------

Fringe Benefits Must Be Paid On <u>All</u> Hours Worked				
<u>CODE</u>	<u>TRADE OR OCCUPATION</u>	<u>HOURLY BASIC RATE OF PAY</u>	<u>HOURLY FRINGE BENEFITS</u>	<u>TOTAL</u>
		\$	\$	\$
103	Bricklayer, Blocklayer or Stonemason	35.80	16.87	52.67
105	Carpenter	32.93	19.99	52.92
107	Cement Finisher	30.09	17.53	47.62
109	Electrician	31.27	22.81	54.08
111	Fence Erector	16.00	3.33	19.33
116	Ironworker	30.51	22.97	53.48
118	Line Constructor (Electrical)	38.25	17.63	55.88
124	Painter	29.52	18.84	48.36
125	Pavement Marking Operator	30.00	0.00	30.00
126	Piledriver	29.06	25.46	54.52
133	Roofer or Waterproofer	29.40	15.55	44.95
137	Teledata Technician or Installer	24.75	16.08	40.83
143	Tuckpointer, Caulker or Cleaner	34.57	16.42	50.99
144	Underwater Diver (Except on Great Lakes)	38.80	20.17	58.97
150	Heavy Equipment Operator - ELECTRICAL LINE CONSTRUCTION ONLY	34.43	15.24	49.67
151	Light Equipment Operator -ELECTRICAL LINE CONSTRUCTION ONLY	30.60	14.86	45.46
152	Heavy Truck Driver - ELECTRICAL LINE CONSTRUCTION ONLY	26.78	13.63	40.41
153	Light Truck Driver - ELECTRICAL LINE CONSTRUCTION ONLY	24.86	12.97	37.83
154	Groundman - ELECTRICAL LINE CONSTRUCTION ONLY	21.04	11.74	32.78

<b>TRUCK DRIVERS</b>
----------------------

Fringe Benefits Must Be Paid On <u>All</u> Hours Worked				
<u>CODE</u>	<u>TRADE OR OCCUPATION</u>	<u>HOURLY BASIC RATE OF PAY</u>	<u>HOURLY FRINGE BENEFITS</u>	<u>TOTAL</u>
		\$	\$	\$
201	Single Axle or Two Axle	30.00	15.00	45.00

<b>Fringe Benefits Must Be Paid On <u>All</u> Hours Worked</b>		<b>HOURLY BASIC RATE OF PAY</b>	<b>HOURLY FRINGE BENEFITS</b>	<b>TOTAL</b>
<b><u>CODE</u></b>	<b><u>TRADE OR OCCUPATION</u></b>	<b>\$</b>	<b>\$</b>	<b>\$</b>
203	Three or More Axle	18.00	0.00	18.00
204	Articulated, Euclid, Dumptor, Off Road Material Hauler	32.89	18.96	51.85
205	Pavement Marking Vehicle	18.00	0.00	18.00
206	Shadow or Pilot Vehicle	30.00	15.00	45.00
207	Truck Mechanic	18.00	0.00	18.00

**LABORERS**

<b>Fringe Benefits Must Be Paid On <u>All</u> Hours Worked</b>		<b>HOURLY BASIC RATE OF PAY</b>	<b>HOURLY FRINGE BENEFITS</b>	<b>TOTAL</b>
<b><u>CODE</u></b>	<b><u>TRADE OR OCCUPATION</u></b>	<b>\$</b>	<b>\$</b>	<b>\$</b>
301	General Laborer	23.07	18.07	41.14
303	Landscaper Future Increase(s): Add \$1.60/hr on 6/1/14. Premium Increase(s): DOT PREMIUMS: 1) Pay two times the hourly basic rate on Sunday, New Year's Day, Memorial Day, Independence Day, Labor Day, Thanksgiving Day & Christmas Day. 2) Add \$1.25/hr for work on projects involving temporary traffic control setup, for lane and shoulder closures, when work under artificial illumination conditions is necessary as required by the project provisions (including prep time prior to and/or cleanup after such time period).	29.04	14.63	43.67
304	Flagperson or Traffic Control Person	17.41	10.10	27.51
311	Fiber Optic Laborer (Outside, Other Than Concrete Encased)	17.69	15.50	33.19
314	Railroad Track Laborer	13.50	4.06	17.56

**HEAVY EQUIPMENT OPERATORS  
CONCRETE PAVEMENT OR BRIDGE WORK**

<b>Fringe Benefits Must Be Paid On <u>All</u> Hours Worked</b>		<b>HOURLY BASIC RATE OF PAY</b>	<b>HOURLY FRINGE BENEFITS</b>	<b>TOTAL</b>
<b>CODE</b>	<b>TRADE OR OCCUPATION</b>	<b>\$</b>	<b>\$</b>	<b>\$</b>
541	Crane, Tower Crane, Pedestal Tower or Derrick, With or Without Attachments, With a Lifting Capacity of Over 100 Tons, Self-Erecting Tower Crane With a Lifting Capacity Of Over 4,000 Lbs., Crane With Boom Dollies; Crane, Tower Crane, Pedestal Tower or Derrick, With Boom, Leads &/or Jib Lengths Measuring 176 Ft or Over; Master Mechanic. Future Increase(s): Add \$1.75/hr on 6/1/2014); Add \$1.25/hr on 6/1/2015); Add \$1.30/hr on 6/1/2016); Add \$1.25/hr on 6/1/2017. Premium Increase(s): DOT PREMIUMS: 1) Pay two times the hourly basic rate on Sunday, New Year's Day, Memorial Day, Independence Day, Labor Day, Thanksgiving Day & Christmas Day. 2) Add \$1.50/hr night work premium. See DOT'S website for details about the applicability of this night work premium at: <a href="http://www.dot.wi.gov/business/civilrights/laborwages/pwc.htm">http://www.dot.wi.gov/business/civilrights/laborwages/pwc.htm</a> .	36.72	20.40	57.12
542	Backhoe (Track Type) Having a Mfr.'s Rated Capacity of 130,000 Lbs. or Over; Caisson Rig; Crane, Tower Crane, Portable Tower, Pedestal Tower or Derrick, With or Without Attachments, With a Lifting Capacity of 100 Tons or Under, Self-Erecting Tower Crane With a Lifting Capacity of 4,000 Lbs. & Under; Crane, Tower Crane Portable Tower, Pedestal Tower or Derrick, With Boom, Leads &/or Jib Lengths Measuring 175 Ft or Under; Dredge (NOT Performing Work on the Great Lakes); Licensed Boat Pilot (NOT Performing Work on the Great Lakes); Pile Driver. Future Increase(s): Add \$1.75/hr on 6/1/2014); Add \$1.25/hr on 6/1/2015); Add \$1.30/hr on 6/1/2016); Add \$1.25/hr on 6/1/2017. Premium Increase(s): DOT PREMIUMS: 1) Pay two times the hourly basic rate on Sunday, New Year's Day, Memorial Day, Independence Day, Labor Day, Thanksgiving Day & Christmas Day. 2) Add \$1.50/hr night work premium. See DOT'S website for details about the applicability of this night work premium at: <a href="http://www.dot.wi.gov/business/civilrights/laborwages/pwc.htm">http://www.dot.wi.gov/business/civilrights/laborwages/pwc.htm</a> .	36.22	20.40	56.62

<b>Fringe Benefits Must Be Paid On <u>All</u> Hours Worked</b>		<b>HOURLY BASIC RATE OF PAY</b>	<b>HOURLY FRINGE BENEFITS</b>	<b>TOTAL</b>
<b>CODE</b>	<b>TRADE OR OCCUPATION</b>	<b>\$</b>	<b>\$</b>	<b>\$</b>
543	<p>Air Track, Rotary or Percussion Drilling Machine &amp;/or Hammers, Blaster; Automatic Subgrader (Concrete); Backhoe (Track Type) Having a Mfgr.'s Rated Capacity of Under 130,000 Lbs., Backhoe (Mini, 15,000 Lbs. &amp; Under); Boring Machine (Directional, Horizontal or Vertical); Bridge (Bidwell) Paver; Bulldozer or Endloader; Concrete Batch Plant, Batch Hopper; Concrete Breaker (Large, Auto, Vibratory/Sonic, Manual or Remote); Concrete Bump Cutter, Grinder, Planing or Grooving Machine; Concrete Conveyor System; Concrete Laser/Screed; Concrete Paver (Slipform); Concrete Pump, Concrete Conveyor (Rotec or Bidwell Type); Concrete Slipform Placer Curb &amp; Gutter Machine; Concrete Spreader &amp; Distributor; Crane (Carry Deck, Mini) or Truck Mounted Hydraulic Crane (10 Tons or Under); Crane With a Lifting Capacity of 25 Tons or Under; Forestry Equipment, Timbco, Tree Shear, Tub Grinder, Processor; Gradall (Cruz-Aire Type); Grader or Motor Patrol; Grout Pump; Hydro-Blaster (10,000 PSI or Over); Loading Machine (Conveyor); Manhoist; Material or Stack Hoist; Mechanic or Welder; Milling Machine; Post Hole Digger or Driver; Scraper (Self Propelled or Tractor Drawn) 5 cu yds or More Capacity; Shoulder Widener; Sideboom; Skid Rig; Stabilizing or Concrete Mixer (Self-Propelled or 14S or Over); Straddle Carrier or Travel Lift; Tractor (Scraper, Dozer, Pusher, Loader); Tractor or Truck Mounted Hydraulic Backhoe; Trencher (Wheel Type or Chain Type); Tube Finisher; Tugger (NOT Performing Work on the Great Lakes); Winches &amp; A-Frames.</p> <p>Future Increase(s):            Add \$1.75/hr on 6/1/2014); Add \$1.25/hr on 6/1/2015);            Add \$1.30/hr on 6/1/2016); Add \$1.25/hr on 6/1/2017.</p> <p>Premium Increase(s):            DOT PREMIUMS: 1) Pay two times the hourly basic rate on Sunday, New Year's Day, Memorial Day, Independence Day, Labor Day, Thanksgiving Day &amp; Christmas Day. 2) Add \$1.50/hr night work premium.            See DOT'S website for details about the applicability of this night work premium at: <a href="http://www.dot.wi.gov/business/civilrights/laborwages/pwc.htm">http://www.dot.wi.gov/business/civilrights/laborwages/pwc.htm</a>.</p>	35.72	20.40	56.12
544	<p>Backfiller; Belting, Burlap, Texturing Machine; Broom or Sweeper; Compactor (Self-Propelled or Tractor Mounted, Towed &amp; Light Equipment); Concrete Finishing Machine (Road Type); Environmental Burner; Farm or Industrial Type Tractor; Fireman (Pile Driver &amp; Derrick NOT Performing Work on the Great Lakes); Forklift; Greaser; Jeep Digger; Joint Sawyer (Multiple Blade); Launch (NOT Performing Work on the Great Lakes); Lift Slab Machine; Mechanical Float; Mulcher; Power Subgrader; Robotic Tool Carrier (With or Without Attachments); Self Propelled Chip Spreader; Shouldering Machine; Skid Steer Loader (With or Without Attachments); Telehandler; Tining or Curing Machine.</p>	33.96	19.79	53.75
545	<p>Air Compressor (&amp;/or 400 CFM or Over); Air, Electric or Hydraulic Jacking System; Automatic Belt Conveyor &amp; Surge Bin; Boiler (Temporary Heat); Concrete Proportioning Plant; Crusher, Screening or Wash Plant; Generator (&amp;/or 150 KW or Over); Heaters (Mechanical); High Pressure Utility Locating Machine (Daylighting Machine); Mudjack; Oilier; Prestress Machine; Pug Mill; Pump (3 Inch or Over) or Well Points; Rock, Stone Breaker; Screed (Milling Machine); Stump Chipper; Tank Car Heaters; Vibratory Hammer or Extractor, Power Pack.</p>	30.32	18.46	48.78
546	Fiber Optic Cable Equipment.	26.69	16.65	43.34

<b>Fringe Benefits Must Be Paid On <u>All</u> Hours Worked</b>		<b>HOURLY BASIC RATE OF PAY</b>	<b>HOURLY FRINGE BENEFITS</b>	<b>TOTAL</b>
<b>CODE</b>	<b>TRADE OR OCCUPATION</b>	<b>\$</b>	<b>\$</b>	<b>\$</b>
547	Work Performed on the Great Lakes Including Diver; Wet Tender or Hydraulic Dredge Engineer.	38.80	20.17	58.97
548	Work Performed on the Great Lakes Including 70 Ton & Over Tug Operator; Assistant Hydraulic Dredge Engineer; Crane or Backhoe Operator; Hydraulic Dredge Leverman or Diver's Tender; Mechanic or Welder.	38.80	20.17	58.97
549	Work Performed on the Great Lakes Including Deck Equipment Operator or Machineryman (Maintains Cranes Over 50 Tons or Backhoes 115,000 Lbs. or more); Tug, Launch or Loader, Dozer or Like Equipment When Operated on a Barge, Breakwater Wall, Slip, Dock or Scow, Deck Machinery.	34.50	20.04	54.54
550	Work Performed on the Great Lakes Including Deck Equipment Operator; Machineryman or Fireman (Operates 4 Units or More or Maintains Cranes 50 Tons or Under or Backhoes 115,000 Lbs. or Under); Deck Hand, Deck Engineer or Assistant Tug Operator; Off Road Trucks - Great Lakes ONLY.	34.50	20.04	54.54

**HEAVY EQUIPMENT OPERATORS  
ASPHALT PAVEMENT OR OTHER WORK**

<b>Fringe Benefits Must Be Paid On <u>All</u> Hours Worked</b>		<b>HOURLY BASIC RATE OF PAY</b>	<b>HOURLY FRINGE BENEFITS</b>	<b>TOTAL</b>
<b>CODE</b>	<b>TRADE OR OCCUPATION</b>	<b>\$</b>	<b>\$</b>	<b>\$</b>
551	Crane, Tower Crane, Pedestal Tower or Derrick, With or Without Attachments, With a Lifting Capacity of Over 100 Tons, Self Erecting Tower Crane With a Lifting Capacity of Over 4,000 Lbs., Crane With Boom Dollies; Crane, Tower Crane, Pedestal Tower or Derrick, With Boom, Leads and/or Jib Lengths Measuring 176 Ft or Over; Master Mechanic.	39.16	19.10	58.26
552	Backhoe (Track Type) Having a Mfrgr.'s Rated Capacity of 130,000 Lbs. or Over; Caisson Rig; Crane, Tower Crane, Portable Tower, Pedestal Tower or Derrick, With or Without Attachments, With a Lifting Capacity of 100 Tons or Under, Self-Erecting Tower Crane With a Lifting Capacity Of 4,000 Lbs. & Under; Crane, Tower Crane, Portable Tower, Pedestal Tower or Derrick, With Boom, Leads &/or Jib Lengths Measuring 175 Ft or Under; Dredge (NOT Performing Work on the Great Lakes); Licensed Boat Pilot (NOT Performing Work on the Great Lakes); Pile Driver. Future Increase(s): Add \$1.75/hr on 6/1/2014); Add \$1.25/hr on 6/1/2015); Add \$1.30/hr on 6/1/2016); Add \$1.25/hr on 6/1/2017. Premium Increase(s): DOT PREMIUMS: 1) Pay two times the hourly basic rate on Sunday, New Year's Day, Memorial Day, Independence Day, Labor Day, Thanksgiving Day & Christmas Day. 2) Add \$1.50/hr night work premium. See DOT'S website for details about the applicability of this night work premium at: <a href="http://www.dot.wi.gov/business/civilrights/laborwages/pwc.htm">http://www.dot.wi.gov/business/civilrights/laborwages/pwc.htm</a> .	36.22	20.40	56.62

<b>Fringe Benefits Must Be Paid On <u>All</u> Hours Worked</b>		<b>HOURLY BASIC RATE OF PAY</b>	<b>HOURLY FRINGE BENEFITS</b>	<b>TOTAL</b>
<b><u>CODE</u></b>	<b><u>TRADE OR OCCUPATION</u></b>	<b>\$</b>	<b>\$</b>	<b>\$</b>
553	Air, Track, Rotary or Percussion Drilling Machine &/or Hammers, Blaster; Asphalt Heater, Planer & Scarifier; Asphalt Milling Machine; Asphalt Screed; Backhoe (Track Type) Having a Mfr.'s Rated Capacity of Under 130,000 Lbs., Backhoe (Mini, 15,000 Lbs. & Under); Bituminous (Asphalt) Plant & Paver, Screed; Boring Machine (Directional, Horizontal or Vertical); Bulldozer or Endloader; Concrete Breaker (Large, Auto, Vibratory/Sonic, Manual or Remote); Concrete Conveyor System; Concrete Laser/Screed; Concrete Slipform Placer Curb & Gutter Machine; Crane (Carry Deck, Mini) or Truck Mounted Hydraulic Crane (10 Tons or Under); Crane With a Lifting Capacity of 25 Tons or Under; Forestry Equipment, Timbco, Tree Shear, Tub Grinder, Processor; Gradall (Cruz-Aire Type); Grader or Motor Patrol; Hydro-Blaster (10,000 PSI or Over); Loading Machine (Conveyor); Manhoist; Material or Stack Hoist; Mechanic or Welder; Milling Machine; Post Hole Digger or Driver; Railroad Track Rail Leveling Machine, Tie Placer, Extractor, Tamper, Stone Leveler or Rehabilitation Equipment; Roller (Over 5 Ton); Scraper (Self Propelled or Tractor Drawn) 5 cu yds or More Capacity; Shoulder Widener; Sideboom; Skid Rig; Stabilizing or Concrete Mixer (Self-Propelled or 14S or Over); Tractor (Scraper, Dozer, Pusher, Loader); Tractor or Truck Mounted Hydraulic Backhoe; Trencher (Wheel Type or Chain Type); Tube Finisher; Tugger (NOT Performing Work on the Great Lakes); Winches & A-Frames. Future Increase(s): Add \$1.75/hr on 6/1/2014; Add \$1.25/hr on 6/1/2015; Add \$1.30/hr on 6/1/2016; Add \$1.25/hr on 6/1/2017.	35.17	20.05	55.22
554	Backfiller; Broom or Sweeper; Compactor (Self-Propelled or Tractor Mounted, Towed & Light Equipment); Concrete Finishing Machine (Road Type); Environmental Burner; Farm or Industrial Type Tractor; Fireman (Asphalt Plant, Pile Driver & Derrick NOT Performing Work on the Great Lakes); Forklift; Greaser; Hoist (Tugger, Automatic); Jeep Digger; Joint Sawyer (Multiple Blade); Launch (NOT Performing Work on the Great Lakes); Lift Slab Machine; Mechanical Float; Mulcher; Power Subgrader; Robotic Tool Carrier (With or Without Attachments); Roller (Rubber Tire, 5 Ton or Under); Self-Propelled Chip Spreader; Shouldering Machine; Skid Steer Loader (With or Without Attachments); Telehandler. Future Increase(s): Add \$1.75/hr on 6/1/2014; Add \$1.25/hr on 6/1/2015; Add \$1.30/hr on 6/1/2016; Add \$1.25/hr on 6/1/2017.	35.17	20.05	55.22

<b>Fringe Benefits Must Be Paid On <u>All</u> Hours Worked</b>		<b>HOURLY BASIC RATE OF PAY</b>	<b>HOURLY FRINGE BENEFITS</b>	<b>TOTAL</b>
<b><u>CODE</u></b>	<b><u>TRADE OR OCCUPATION</u></b>	<b>\$</b>	<b>\$</b>	<b>\$</b>
555	Air Compressor (&/or 400 CFM or Over); Air, Electric or Hydraulic Jacking System; Augers (Vertical & Horizontal); Automatic Belt Conveyor & Surge Bin; Boiler (Temporary Heat); Crusher, Screening or Wash Plant; Generator (&/or 150 KW or Over); Heaters (Mechanical); High Pressure Utility Locating Machine (Daylighting Machine); Mudjack; Oiler; Prestress Machine; Pug Mill; Pump (3 Inch or Over) or Well Points; Rock, Stone Breaker; Screed (Milling Machine); Stump Chipper; Tank Car Heaters; Vibratory Hammer or Extractor, Power Pack. Future Increase(s): Add \$1.75/hr on 6/1/2014); Add \$1.25/hr on 6/1/2015); Add \$1.30/hr on 6/1/2016); Add \$1.25/hr on 6/1/2017. Premium Increase(s): DOT PREMIUMS: 1) Pay two times the hourly basic rate on Sunday, New Year's Day, Memorial Day, Independence Day, Labor Day, Thanksgiving Day & Christmas Day. 2) Add \$1.50/hr night work premium. See DOT'S website for details about the applicability of this night work premium at: <a href="http://www.dot.wi.gov/business/civilrights/laborwages/pwc.htm">http://www.dot.wi.gov/business/civilrights/laborwages/pwc.htm</a> .	35.17	20.40	55.57
556	Fiber Optic Cable Equipment.	26.69	16.65	43.34

<b>RESIDENTIAL OR AGRICULTURAL CONSTRUCTION</b>
---

Includes single family houses or apartment buildings of no more than four (4) stories in height and all buildings, structures or facilities that are primarily used for agricultural or farming purposes, excluding commercial buildings. For classification purposes, the exterior height of a residential building, in terms of stories, is the primary consideration. All incidental items such as site work, driveways, parking lots, private sidewalks, private septic systems or sewer and water laterals connected to a public system and swimming pools are included within this definition. Residential buildings of five (5) stories and above are NOT included within this definition.

<b>SKILLED TRADES</b>
-----------------------

Fringe Benefits Must Be Paid On <u>All</u> Hours Worked		HOURLY BASIC RATE OF PAY	HOURLY FRINGE BENEFITS	TOTAL
<u>CODE</u>	<u>TRADE OR OCCUPATION</u>	\$	\$	\$
101	Acoustic Ceiling Tile Installer Future Increase(s): Add \$1.25/hr on 6/2/2014.	33.68	19.81	53.49
102	Boilermaker	26.00	4.73	30.73
103	Bricklayer, Blocklayer or Stonemason	23.74	8.31	32.05
104	Cabinet Installer	25.00	0.00	25.00
105	Carpenter	21.00	15.34	36.34
106	Carpet Layer or Soft Floor Coverer	13.00	0.00	13.00
107	Cement Finisher	23.50	13.19	36.69
108	Drywall Taper or Finisher	25.00	5.00	30.00
109	Electrician	25.00	2.43	27.43
110	Elevator Constructor	43.21	26.06	69.27
111	Fence Erector	18.00	1.38	19.38
112	Fire Sprinkler Fitter	52.82	5.54	58.36
113	Glazier	37.13	12.29	49.42
114	Heat or Frost Insulator	30.00	0.00	30.00
115	Insulator (Batt or Blown)	17.00	0.50	17.50
116	Ironworker	31.25	19.46	50.71
117	Lather	21.00	15.34	36.34
119	Marble Finisher	26.89	19.18	46.07
120	Marble Mason	23.74	8.31	32.05
121	Metal Building Erector	17.00	3.82	20.82
123	Overhead Door Installer	19.00	0.13	19.13
124	Painter	29.52	2.52	32.04



Fringe Benefits Must Be Paid On <u>All</u> Hours Worked		HOURLY BASIC RATE OF PAY	HOURLY FRINGE BENEFITS	TOTAL
<u>CODE</u>	<u>TRADE OR OCCUPATION</u>	\$	\$	\$
125	Pavement Marking Operator	30.00	0.00	30.00
129	Plasterer	22.00	0.00	22.00
130	Plumber	37.97	19.84	57.81
132	Refrigeration Mechanic	19.75	8.83	28.58
133	Roofer or Waterproofer	29.40	16.35	45.75
134	Sheet Metal Worker	25.92	13.12	39.04
135	Steamfitter	31.72	16.10	47.82
137	Teledata Technician or Installer	24.75	10.87	35.62
138	Temperature Control Installer	18.00	0.50	18.50
139	Terrazzo Finisher	26.89	19.18	46.07
140	Terrazzo Mechanic	30.20	18.42	48.62
141	Tile Finisher	23.77	16.50	40.27
142	Tile Setter	30.00	0.00	30.00
143	Tuckpointer, Caulker or Cleaner	28.00	0.00	28.00
146	Well Driller or Pump Installer	27.60	0.00	27.60
147	Siding Installer	16.00	0.62	16.62

## TRUCK DRIVERS

Fringe Benefits Must Be Paid On <u>All</u> Hours Worked		HOURLY BASIC RATE OF PAY	HOURLY FRINGE BENEFITS	TOTAL
<u>CODE</u>	<u>TRADE OR OCCUPATION</u>	\$	\$	\$
201	Single Axle or Two Axle	17.25	4.56	21.81
203	Three or More Axle	23.17	13.32	36.49
205	Pavement Marking Vehicle	23.17	13.32	36.49
207	Truck Mechanic	19.00	1.85	20.85

## LABORERS

Fringe Benefits Must Be Paid On <u>All</u> Hours Worked		HOURLY BASIC RATE OF PAY	HOURLY FRINGE BENEFITS	TOTAL
<u>CODE</u>	<u>TRADE OR OCCUPATION</u>	\$	\$	\$
301	General Laborer	18.00	10.64	28.64
302	Asbestos Abatement Worker	17.00	3.86	20.86

<b>Fringe Benefits Must Be Paid On <u>All</u> Hours Worked</b>		<b>HOURLY BASIC RATE OF PAY</b>	<b>HOURLY FRINGE BENEFITS</b>	<b>TOTAL</b>
<b><u>CODE</u></b>	<b><u>TRADE OR OCCUPATION</u></b>	<b>\$</b>	<b>\$</b>	<b>\$</b>
303	Landscaper	14.20	1.37	15.57
311	Fiber Optic Laborer (Outside, Other Than Concrete Encased)	17.69	15.50	33.19
315	Final Construction Clean-Up Worker	28.32	16.11	44.43

**HEAVY EQUIPMENT OPERATORS  
RESIDENTIAL OR AGRICULTURAL CONSTRUCTION**

<b>Fringe Benefits Must Be Paid On <u>All</u> Hours Worked</b>		<b>HOURLY BASIC RATE OF PAY</b>	<b>HOURLY FRINGE BENEFITS</b>	<b>TOTAL</b>
<b><u>CODE</u></b>	<b><u>TRADE OR OCCUPATION</u></b>	<b>\$</b>	<b>\$</b>	<b>\$</b>
557	Asphalt Heater, Planer & Scarifier; Asphalt Milling Machine; Asphalt Screed; Backhoe (Track Type); Backhoe (Mini, 15,000 Lbs. & Under); Bituminous (Asphalt) Plant & Paver, Screed; Boring Machine (Directional, Horizontal or Vertical); Bulldozer or Endloader; Concrete Breaker (Large, Auto, Vibratory/Sonic, Manual or Remote); Concrete Bump Cutter, Grinder, Planing or Grooving Machine; Concrete Conveyor System; Concrete Laser/Screed; Concrete Paver (Slipform); Concrete Pump, Concrete Conveyor (Rotec or Bidwell Type); Concrete Slipform Placer Curb & Gutter Machine; Concrete Spreader & Distributor; Crane (Carry Deck, Mini) or Truck Mounted Hydraulic Crane (10 Tons or Under); Crane With a Lifting Capacity of 25 Tons or Under; Crane, Shovel, Dragline, Clamshells; Forestry Equipment, Timberco, Tree Shear, Tub Grinder, Processor; Grader or Motor Patrol; Grout Pump; Hydro-Blaster (10,000 PSI or Over); Loading Machine (Conveyor); Manhoist; Material or Stack Hoist; Mechanic or Welder; Milling Machine; Roller (Over 5 Ton); Scraper (Self Propelled or Tractor Drawn) 5 cu yds or More Capacity; Shoulder Widener; Skid Rig; Stabilizing or Concrete Mixer (Self-Propelled or 14S or Over); Tractor (Scraper, Dozer, Pusher, Loader); Tractor or Truck Mounted Hydraulic Backhoe; Tractor or Truck Mounted Hydraulic Crane (10 Tons or Under); Trencher (Wheel Type or Chain Type); Winches & A-Frames.	22.00	6.89	28.89
558	Air Compressor (&/or 400 CFM or Over); Air, Electric or Hydraulic Jacking System; Backfiller; Belting, Burlap, Texturing Machine; Boiler (Temporary Heat); Broom or Sweeper; Compactor (Self-Propelled or Tractor Mounted, Towed & Light Equipment); Concrete Finishing Machine (Road Type); Farm or Industrial Type Tractor; Forklift; Generator (&/or 150 KW or Over); Heaters (Mechanical); High Pressure Utility Locating Machine (Daylighting Machine); Jeep Digger; Lift Slab Machine; Mulcher; Oiler; Post Hole Digger or Driver; Power Subgrader; Pump (3 Inch or Over) or Well Points; Robotic Tool Carrier (With or Without Attachments); Rock, Stone Breaker; Roller (Rubber Tire, 5 Tons or Under); Screed (Milling Machine); Self Propelled Chip Spreader; Shouldering Machine; Skid Steer Loader (With or Without Attachments); Stump Chipper; Telehandler; Vibratory Hammer or Extractor, Power Pack.	16.15	1.93	18.08

\*\*\*\*\* END OF RATES \*\*\*\*\*

The documents following the Prevailing Wage Rate Determination consist of seventeen pages (including this one) of various forms/documents that will be used throughout the completion of the project. The chart below lists the form number, form/document name, the party who uses the document, and the document's number of pages. If you have any questions regarding these forms please call the Prevailing Wage Office at (608)266-6861.

ERD Form Number	Form Name	Party Who Uses the Form	Pages
	Prevailing Wage - Public Entity Project Owners	Explanation of project owner responsibilities	2
16056	Post the White Sheet	Contracting agency	1
10908	Consolidated List of Debarred Contractors	Any party contracting someone to complete work on a prevailing wage project	2
	Prevailing Wage – Contractors	Explanation of contractor responsibilities	2
7777	Disclosure of Ownership	Contractors that meet the criteria set out in (3)(A)&(B) of the form	1
5724	Prime Contractor Affidavit of Compliance	Prime contractor files with contracting agency upon completion of the work before receiving final payment	2
10584	Agent or Subcontractor Affidavit of Compliance	Subcontractors file with their awarding contractor upon completion of their work on the project before receiving final payment	2
10880	Request to Employ Subjourneyperson	Contractors wishing to employ a subjourneyperson(s)	1
	Additional General Prevailing Wage Law Information	General information for public entity or any other interested party	3

02/19/2014

---

## PREVAILING WAGE – Public Entity Project Owners

Any public works project that has a total estimated project cost that equals or exceeds single-trade or multiple-trade project thresholds requires a prevailing wage rate determination issued by the Department of Workforce Development (DWD). Public works include erecting, constructing, remodeling, repairing, demolishing, alterations, painting and decorating projects for a local governmental unit or state agency. State law excludes minor service or maintenance work, warranty work, or work under a supply-and-installation contract. There is a statutory definition for most of these exclusions. The prevailing wage law that applies to local governmental units is §66.0903, Wis. Stats. The prevailing wage law that applies to state agencies is §103.49, Wis. Stats. The applicable administrative rules for all public entities are DWD 290 and DWD 294, Wis. Adm. Code.

### Thresholds

A “single-trade project of public works” means a project in which a single trade accounts for 85% or more of the total labor cost of the project. The single trade threshold is \$48,000.

A “multiple-trade project of public works” means a project in which no single trade accounts for 85% or more of the total labor cost of the project.

(a) The multiple-trade threshold is \$100,000, unless a municipality falls under the description in (b).

(b) The multiple-trade threshold of \$234,000 applies to public works projects erected, constructed, repaired, remodeled, or demolished by a private contractor for •a city or village with a population less than 2500 or •a town.

A local governmental unit or state agency that has a public works project that equals or exceeds the prevailing wage thresholds must do all of the following:

- Request a prevailing wage rate determination for the project from DWD at least 30 days before soliciting bids or negotiating contracts. An Application for Prevailing Wage Rate Determination is available on the DWD website: [http://dwd.wisconsin.gov/er/prevailing\\_wage\\_rate/default.htm](http://dwd.wisconsin.gov/er/prevailing_wage_rate/default.htm)

To avoid waiting for a project determination use the on-line application system that permits the user to generate a determination immediately and save all documents in PDF form to the user’s computer. Use this project determination on line application at the following address:

- Tell potential contractors the project is subject to state prevailing wage law when soliciting bids.
- Include the prevailing wage rate determination in the construction contract, or if there is no written contract, provide a copy of the project determination to each prime contractor.
- Award contracts to contractors who do *not* appear on the "Consolidated List of Debarred Contractors."
- Notify contractors that they are required to have a written substance abuse testing program in place that fulfills the requirements of §103.503, Wis. Stats., before commencing work on the prevailing wage project.
- Post the prevailing wage rate determination on the project site. (This document is often referred to as "the white sheet.")
- Notify project contractors that if DWD finds that a contractor violated the prevailing wage law, DWD will assess liquidated damages of 100% of the wages owed to employees.
- Obtain an Affidavit of Compliance from each prime contractor before making final payment for the project.

If the total estimated cost of the project exceeds the prevailing wage thresholds, a local governmental unit or state agency also must obtain a prevailing wage rate determination under the following circumstances:

- when a completed facility is leased, purchased, lease-purchased or otherwise acquired by or dedicated to a public entity in lieu of the public entity contracting for the project,
- when one public entity does work for another public entity,
- when a *private* entity will construct a road, street, bridge, sanitary sewer or water main project and dedicate it to a local governmental unit or the state for its ownership or maintenance (except for some residential subdivisions).

For more information, visit the prevailing wage website: [http://dwd.wisconsin.gov/er/prevaling\\_wage\\_rate/default.htm](http://dwd.wisconsin.gov/er/prevaling_wage_rate/default.htm). For further assistance, call the Equal Rights Division at 608-266-6861 and ask for prevailing wage.

## **POST THE WHITE SHEET**

As the public entity receiving this prevailing wage rate determination, YOU ARE REQUIRED by law to post the prevailing wage rate determination (i.e., white sheet) in at least one conspicuous and easily accessible place on the project site that is available to all construction workers. The white sheet must remain posted from the onset of the project until all construction labor on the project has been completed.

[See, Wis. Admin. Code §DWD 290.12(1)]

Posting the white sheet inside the general contractor's trailer does not meet this requirement. That placement is not available/accessible to all workers and is not a location over which you have control.

If you have questions about posting, please call (608)266-6861 and ask for prevailing wage intake.

Consolidated List of Debarred Contractors  
Prepared and Issued By  
State of Wisconsin  
Department of Workforce Development

February 19, 2014

This list has been prepared in accordance with the provisions of §§66.0903(12) and 103.49(7), Wis. Stats., and Chapter DWD 294 of the Wisconsin Administrative Code. All contractors on this list were found to have committed a "debarable offense" related to certain labor standard provisions determined or established for a state or local public works project. No state agency, local governmental unit or owner or developer may knowingly solicit bids from, negotiate with or award any contracts to or approve or allow any subcontracts with a debarred contractor, including all divisions, affiliates or other organizational elements of such contractor that are engaged in construction business activities, until the debarment is terminated. The name of each debarred contractor must remain on this list for a period of three (3) years from the termination date indicated below. The contractor is, however, only "debarred" from the "effective date" through the "termination date" indicated for that contractor. Questions regarding this list should be addressed to Julie Eckenwalder, Equal Rights Division, P. O. Box 8928, Madison, WI 53708 or call (608) 266-3148. Deaf, hearing or speech-impaired callers may contact the department by calling its TDD number (608) 264-8752.

<u>Name of Contractor</u>	<u>Address</u>	<u>Effective Date</u>	<u>Termination Date</u>	<u>Cause Code</u>	<u>Date of Violation(s)</u>	<u>Limitations/ Deviations</u>
Abel, Mike	See, Abel Electric, Inc					
Abel Electric, Inc	3385 Belmar Rd Green Bay, WI 54313	9/1/12	8/31/15	1	2011	None
Atkins, Scott	See, Freedom Insulation, Inc					
Boecker, Roger	See, R-Way Pumping, Inc					
Cargill Heating and Air Conditioning Company, Inc	3049 Edgewater La La Crosse, WI 54603	3/1/14	2/28/17	1 and 2	2011	None
Castlerock Commercial Construction, Inc	PO Box 11699 Milwaukee, WI 53211-0699	2/1/12	1/31/15	1, 2 and 4	2009 & 2010	None
Dem/Ex Group, Inc	805 S Adams St Manito, IL 61546	12/1/11	11/30/14	1 and 2	2010	None
Fisher, Ed &/or Fisher, Rhonda	See, Dem/Ex Group, Inc					

<u>Name of Contractor</u>	<u>Address</u>	<u>Effective Date</u>	<u>Termination Date</u>	<u>Cause Code</u>	<u>Date of Violation(s)</u>	<u>Limitations/ Deviations</u>
Freedom Insulation, Inc	117925 219th Ave Chippewa Falls, WI 54729	9/1/11	8/31/14	1	2008- 2010	None
Galstad, Michael E (aka Michael Earl Galstad)	See, Cargill Heating and Air Conditioning Company, Inc					
JT Roofing, Inc	350 Tower Dr Saukville, WI 53080	6/1/12	5/31/15	1, 2 and 4	2007 & 2008	None
Jenkins, Richard	See, Castlerock Commercial Construction, Inc					
Ofstie, Darin	See, Precision Excavating and Grading, LLC					
Precision Excavating and Grading, LLC or Precision Excavating Enterprises, LLC	2104 Pierce Saint Croix Rd Baldwin, WI 54002	5/1/11	4/30/14	1, 2 and 4	2006- 2008	None
R-Way Pumping, Inc	3023 Lake Maria Rd Freeport, MN 56331	3/1/12	2/28/15	1, 2 and 4	2008	None
Thull, Gerald T	See, JT Roofing, Inc					

Cause Code: 1 = Failure to Pay Straight Time 2 = Failure to Pay Overtime 3 = Kickback 4 = Payroll Records.



---

## PREVAILING WAGE – Contractors

Any public works project that has a total estimated project cost that equals or exceeds prevailing wage project thresholds requires a prevailing wage rate determination issued by the Department of Workforce Development (DWD). Public works include erecting, constructing, remodeling, repairing, demolishing, alterations, painting and decorating projects for a local governmental unit or state agency. State law excludes minor service or maintenance work, warranty work, or work under a supply-and-installation contract. There is a statutory definition for most of these exclusions. The prevailing wage laws that apply to local governmental units and their contractors are §§66.0903 and 103.503, Wis. Stats. The prevailing wage laws that apply to state agencies and their contractors are §§103.49 and 103.503, Wis. Stats. The applicable administrative rules for all prevailing wage projects are DWD 290 and DWD 294, Wis. Adm. Code. These laws include provisions that apply to all contractors and subcontractors working on prevailing wage projects.

Any contractor or subcontractor working on a local governmental unit or state agency's public works project that equals or exceeds current prevailing wage project thresholds must do all of the following:

- Receive and review the project's prevailing wage rate determination (i.e., white sheet).
- Tell subcontractors the project is subject to state prevailing wage law and include the prevailing wage rate determination in the construction contract, or if there is no written contract, provide a copy of the project determination to each subcontractor.
- Hire subcontractors who do *not* appear on the "Consolidated List of Debarred Contractors."
- Have a written substance abuse testing program in place that fulfills the requirements of §103.503, Wis. Stats., before commencing work on the project.

- Notify subcontractors that if DWD finds that a contractor or subcontractor violated the prevailing wage law, DWD will assess liquidated damages of 100% of the wages owed to employees.
- Apply to DWD for subjourney wage rates prior to employing these individuals on the project.
- Receive and retain a completed Affidavit of Compliance from each subcontractor brought on to the project before providing final payment to those subcontractors.
- Submit a completed Affidavit of Compliance to the contractor who brought the subcontractor on to the project before receiving final payment for the project.
- Maintain payroll records for 3 years that comply with §§66.0903(10)(a) or 103.49(5)(a), Stats. and DWD 274.06.
- Respond to requests from DWD or the project owner to provide payroll records and/or respond to prevailing wage complaints filed by employees or third parties.

For more information, visit the prevailing wage website: [http://dwd.wisconsin.gov/er/prevailing\\_wage\\_rate/default.htm](http://dwd.wisconsin.gov/er/prevailing_wage_rate/default.htm). For further assistance, call the Equal Rights Division at 608-266-6861 and ask for prevailing wage.

## Disclosure of Ownership

The statutory authority for the use of this form is prescribed in Sections 66.0903(12)(d), 66.0904(10)(d) and 103.49(7)(d), Wisconsin Statutes.

The use of this form is mandatory. The penalty for failing to complete this form is prescribed in Section 103.005(12), Wisconsin Statutes.

Personal information you provide may be used for secondary purposes [Privacy Law, s. 15.04(1) (m), Wisconsin Statutes].

- (1) On the date a contractor submits a bid to or completes negotiations with a state agency, local governmental unit, or developer, investor or owner on a project subject to Section 66.0903, 66.0904 or 103.49, Wisconsin Statutes, the contractor shall disclose to such state agency, local governmental unit, or developer, investor or owner, the name of any "other construction business," which the contractor, or a shareholder, officer or partner of the contractor, owns or has owned within the preceding three (3) years.
- (2) The term "other construction business" means any business engaged in the erection, construction, remodeling, repairing, demolition, altering or painting and decorating of buildings, structures or facilities. It also means any business engaged in supplying mineral aggregate, or hauling excavated material or spoil as provided by Sections 66.0903(3), 66.0904(2), 103.49(2) and 103.50(2), Wisconsin Statutes.
- (3) This form must **ONLY** be filed, with the state agency project owner, local governmental unit project owner, or developer, investor or owner of a publicly funded private construction project that will be awarding the contract, if **both (A) and (B) are met**.
  - (A) The contractor, or a shareholder, officer or partner of the contractor:
    - (1) Owns at least a 25% interest in the "other construction business," indicated below, on the date the contractor submits a bid or completes negotiations; or
    - (2) Has owned at least a 25% interest in the "other construction business" at any time within the preceding three (3) years.
  - (B) The Wisconsin Department of Workforce Development (DWD) has determined that the "other construction business" has failed to pay the prevailing wage rate or time and one-half the required hourly basic rate of pay, for hours worked in excess of the prevailing hours of labor, to any employee at any time within the preceding three (3) years.

### Other Construction Business

Business Name			
Street Address or P O Box	City	State	Zip Code
Business Name			
Street Address or P O Box	City	State	Zip Code
Business Name			
Street Address or P O Box	City	State	Zip Code
Business Name			
Street Address or P O Box	City	State	Zip Code

**I hereby state under penalty of perjury that the information, contained in this document, is true and accurate according to my knowledge and belief.**

Print the Name of Authorized Officer

Authorized Officer Signature

Date Signed

Corporation, Partnership or Sole Proprietorship Name

Street Address or P O Box

City

State

Zip Code

**If you have any questions call (608) 266-6861**

## Prime Contractor Affidavit of Compliance With Prevailing Wage Rate Determination

Authorization for this form is provided under Sections 66.0903(9)(c), 66.0904(7)(c) and 103.49(4r)(c) Wisconsin Statutes.

The use of this form is mandatory. The penalty for failing to complete this form is prescribed in Section 103.005(12), Wisconsin Statutes.

Personal information you provide may be used for secondary purposes [Privacy Law, s. 15.04(1)(m), Wisconsin Statutes].

This form must **ONLY** be filed with the **Awarding Agency** indicated below.

State Of )  )SS  County Of )	Project Name	
	DWD Determination Number	Project Number (if applicable)
	Date Determination Issued	Date of Contract
	Awarding Agency	
	Date Work Completed	

After being duly sworn, the person whose name and signature appears below hereby states under penalty of perjury that

- **I am** the duly authorized officer of the corporation, partnership, sole proprietorship or business indicated below and have recently completed all of the work required under the terms and conditions of a contract with the above-named awarding agency and make this affidavit in accordance with the requirements set forth in Section 66.0903(9)(c), 66.0904(7)(c) or 103.49(4r)(c), Wisconsin Statutes and Chapter DWD 290 of the Wisconsin Administrative Code in order to obtain FINAL PAYMENT from such awarding agency.
- **I have** fully complied with all the wage and hour requirements applicable to this project, including all of the requirements set forth in the prevailing wage rate determination indicated above which was issued for such project by the Department of Workforce Development on the date indicated above.
- **I have** received the required affidavit of compliance from each of my agents and subcontractors that performed work on this project and have listed each of their names and addresses on page 2 of this affidavit.
- **I have** full and accurate records that clearly indicate the name and trade or occupation of every worker(s) that I employed on this project, including an accurate record of the hours worked and actual wages paid to such worker(s).
- **I will** retain the records and affidavit(s) described above and make them available for inspection for a period of at least three (3) years from the completion date indicated above at the address indicated below and shall not remove such records or affidavit(s) without prior notification to the awarding agency indicated above.

Name of Corporation, Partnership, Sole Proprietorship, Business, State Agency or Local Governmental Unit				
Street Address	City	State	Zip Code	Telephone Number
Print Name of Authorized Officer			Date Signed	
Signature of Authorized Officer				

## List of Agents and Subcontractors

Name			Name		
Street Address			Street Address		
City	State	Zip Code	City	State	Zip Code
Telephone Number			Telephone Number		

Name			Name		
Street Address			Street Address		
City	State	Zip Code	City	State	Zip Code
Telephone Number			Telephone Number		

Name			Name		
Street Address			Street Address		
City	State	Zip Code	City	State	Zip Code
Telephone Number			Telephone Number		

Name			Name		
Street Address			Street Address		
City	State	Zip Code	City	State	Zip Code
Telephone Number			Telephone Number		

Name			Name		
Street Address			Street Address		
City	State	Zip Code	City	State	Zip Code
Telephone Number			Telephone Number		

Name			Name		
Street Address			Street Address		
City	State	Zip Code	City	State	Zip Code
Telephone Number			Telephone Number		

**If you have any questions call (608) 266-6861**

## Agent or Subcontractor Affidavit of Compliance With Prevailing Wage Rate Determination

Authorization for this form is provided under Sections 66.0903(9)(b), 66.0904(7)(b) and 103.49(4r)(9b), Wisconsin Statutes. The use of this form is mandatory. The penalty for failing to complete this form is prescribed in Section 103.005(12), Wisconsin Statutes.

Personal information you provide may be used for secondary purposes [Privacy Law, Section 15.04(1)(m), Wisconsin Statutes].

This form must **ONLY** be filed with the **Awarding Contractor** indicated below.

State Of _____ )  )SS  County Of _____ )	Project Name	
	DWD Determination Number	Project Number (if applicable)
	Date Determination Issued	Date of Subcontract
	Awarding Contractor	
	Date Work Completed	

After being duly sworn, the person whose name and signature appears below hereby states under penalty of perjury that

- **I am** the duly authorized officer of the corporation, partnership, sole proprietorship or business indicated below. We have recently completed all of the work required under the terms and conditions of a subcontract with the above-named awarding contractor. We make this affidavit in accordance with the requirements set forth in Section 66.0903(9)(b), 66.0904(7)(b) or 103.49(4r)(b), Wisconsin Statutes and Chapter DWD 290 of the Wisconsin Administrative Code in order to obtain FINAL PAYMENT from such awarding contractor.
- **I have** fully complied with the entire wage and hour requirements applicable to this project, including all of the requirements set forth in the prevailing wage rate determination indicated above which was issued for such project by the Department of Workforce Development on the date indicated above.
- **I have** received the required affidavit of compliance from each of my agents and subcontractors that performed work on this project and have listed each of their names and addresses on page 2 of this affidavit.
- **I have** full and accurate records that clearly indicate the name and trade or occupation of every worker(s) that I employed on this project, including an accurate record of the hours worked and actual wages paid to such worker(s).
- **I will** retain the records and affidavit(s) described above and make them available for inspection for a period of at least three (3) years from the completion date indicated above at the address indicated below and shall not remove such records or affidavit(s) without prior notification to the awarding contractor.

Name of Corporation, Partnership, Sole Proprietorship, Business, State Agency or Local Governmental Unit				
Street Address or PO Box	City	State	Zip Code	Telephone Number (     )
Print Name of Authorized Officer			Date Signed	
Authorized Officer Signature				

## List of Agents and Subcontractors

Name			Name		
Street Address			Street Address		
City	State	Zip Code	City	State	Zip Code
Telephone Number (     )			Telephone Number (     )		

Name			Name		
Street Address			Street Address		
City	State	Zip Code	City	State	Zip Code
Telephone Number (     )			Telephone Number (     )		

Name			Name		
Street Address			Street Address		
City	State	Zip Code	City	State	Zip Code
Telephone Number (     )			Telephone Number (     )		

Name			Name		
Street Address			Street Address		
City	State	Zip Code	City	State	Zip Code
Telephone Number (     )			Telephone Number (     )		

Name			Name		
Street Address			Street Address		
City	State	Zip Code	City	State	Zip Code
Telephone Number (     )			Telephone Number (     )		

Name			Name		
Street Address			Street Address		
City	State	Zip Code	City	State	Zip Code
Telephone Number (     )			Telephone Number (     )		

**If you have any questions call (608) 266-6861**

## Request to Employ Subjourneyperson

The use of this form is mandatory. The penalty for failing to complete this form is prescribed in Section 103.005(12), Wisconsin Statutes. Personal information you provide may be used for secondary purposes (Privacy Law, s. 15.04(1)(m), Wisconsin Statutes).

The employer indicated below requests that the Department of Workforce Development (DWD) determine the prevailing wage rate(s) and related qualifications to enable such employer to use a subjourneyperson(s) on the following prevailing wage project, in accordance with the provisions of Section DWD 290.025, Wisconsin Administrative Code.

1. Name of Project Appearing on the Project Determination			
County	City, Village or Town		
DWD Project Determination Number	Project Number (if applicable)		
2. Job Classification(s) for which you request a subjourney rate (i.e., carpenter, electrician, plumber, etc.)			
a.	b.		
c.	d.		
3. Employer Name (Print)			
Address	City	State	Zip Code
Telephone Number (       )			
Requester Title			
Email address (if you prefer to receive your response via email)			
Fax Number (if you prefer to receive your response via fax) (       )			

**READ CAREFULLY:** I understand that this request is ONLY applicable to the project and job classification(s) listed above and that subjourney employees primarily work under the direction of and assist a skilled trade employee by frequently using the tools of a skilled trade and will NOT regularly perform the duties of a general laborer, heavy equipment operator or truck driver. If the subjourney employee regularly performs the work of a different trade or occupation, he/she will be compensated for such work at the applicable journeyperson prevailing wage rate. I agree to compensate subjourney employees in strict accordance with the directions received from the DWD.

Requester Signature	Date Signed
---------------------	-------------

MAIL the completed request to:  
EQUAL RIGHTS DIVISION, LABOR STANDARDS BUREAU  
PO BOX 8928, MADISON WI 53708

OR

FAX the completed request to: (608) 267-4592 / DO NOT e-mail your request.  
Call (608) 266-6861 for assistance in completing this form.



## ADDITIONAL GENERAL PREVAILING WAGE LAW INFORMATION

(This document updated February 2014)

For prevailing wage laws and frequently asked questions, refer to the prevailing wage website at:  
[http://dwd.wisconsin.gov/er/prevailing\\_wage\\_rate/default.htm](http://dwd.wisconsin.gov/er/prevailing_wage_rate/default.htm)

Topic	Who's affected?	Brief description of requirement under §66.0903 or §103.49
Non-applicability	All public entities	Prevailing wage rates do not apply to minor service or maintenance work, warranty work, or work under a supply and installation contract.
Non-applicability: Minor service or maintenance work	Local governmental units & Contractors	Minor service or maintenance work means a project of public works that is limited to <ul style="list-style-type: none"> <li>• minor crack filling, chip or slurry sealing, or other minor pavement patching, not including overlays, that has a projected life span of no longer than 5 years or that is performed for a TOWN and is not funded under §86.31, regardless of projected life span;</li> <li>• the depositing of gravel on an existing gravel road applied solely to maintain the road;</li> <li>• road shoulder maintenance;</li> <li>• cleaning of drainage or sewer ditches or structures; or</li> <li>• any other limited, minor work on public facilities or equipment that is routinely performed to prevent breakdown or deterioration.</li> </ul>
Non-applicability: Minor service or maintenance work	State agencies	Minor service or maintenance work means a project of public works that is limited to <ul style="list-style-type: none"> <li>• minor crack filling, chip or slurry sealing, or other minor pavement patching, not including overlays, that has a projected life span of no longer than 5 years;</li> <li>• cleaning of drainage or sewer ditches or structures; or</li> <li>• any other limited, minor work on public facilities or equipment that is routinely performed to prevent breakdown or deterioration.</li> </ul>
Non-applicability: Supply & installation contract	All public entities	Supply and installation contract means a contract under which the material is installed by means of simple fasteners or connectors such as screws or nuts and bolts and no other work is performed on the site of the project of public works, and the total labor cost to install the material does not exceed 20 percent of the total cost of the contract.
Non-applicability: Work which a contractor or individual donates to a public entity	All public entities	Prevailing wage laws §§66.0903 & 103.49, Stats., do not apply to work performed on a project of public works for which the local governmental unit or the state or the state agency contracting for the project is not required to compensate any contractor, subcontractor, contractor's or subcontractor's agent, or individual for performing the work.

Topic	Who's affected?	Brief description of requirement under §66.0903 or §103.49
Non-applicability: Residential	All public entities	A prevailing wage rate determination is not required for the erection, construction, repair, remodeling, or demolition of a residential property containing 2 dwelling units or less.
Non-applicability: Residential subdivision infrastructure	All public entities	A prevailing wage rate determination is not required for a road, street, bridge, sanitary sewer, or water main project that is a part of a development in which at least 90 percent of the lots contain or will contain 2 dwelling units or less, as determined by the local governmental unit at the time of approval of the development, and that, on completion, is acquired by, or dedicated to, a local governmental unit (including under §236.13(2), Stats.), or the state, for ownership or maintenance by the local governmental unit or the state.
Electronic certified payroll record	Contractors	The requirement that every contractor on a prevailing wage project submit to DWD monthly a certified record of employees who worked on the project and that DWD post these certified records on its Internet website was discontinued effective July 1, 2011. Contractors are still required to maintain payroll records and provide them upon request from DWD &/or the project owner.
Payroll record inspection request by any person	Contractors & Complainants	Any person may request DWD to inspect the payroll records of any contractor working on a prevailing wage project. On receipt of such a request, the contractor must submit to DWD a certified record of its payroll records, other than personally identifiable information relating to an employee of the contractor, for no longer than a 4-week period. DWD may request records from a contractor under this provision no more than once per calendar quarter for each project of public works on which the contractor is performing work. The department may not charge a requester a fee for obtaining that information. DWD must make these certified records available for public inspection.
Statewide uniformity	Local governmental units	A local governmental unit may not enact & administer a prevailing wage ordinance/provision for public works or publicly funded private construction projects. Any extant laws to that effect are void.
Substance Abuse Testing	Contractors & Workers	Before commencing work on a prevailing wage project, a contractor must have a written substance abuse testing program in place that complies with §103.503, Wis. Stats. No employee may use, possess, attempt to possess, distribute, deliver, or be under the influence of a drug or under the influence of alcohol while performing work on a prevailing wage project.

Topic	Who's affected	Brief description of requirement under §66.0903 or §103.49
Covered employees	Truck drivers & Other workers & Contractors	<p>A laborer, worker, mechanic, or truck driver who is employed to process, manufacture, pick up, or deliver materials or products from a commercial establishment that has a fixed place of business from which the establishment supplies processed or manufactured materials or products or from a facility that is not dedicated exclusively, or nearly so, to a project of public works is NOT entitled to receive the prevailing wage rate UNLESS any of the following applies:</p> <ol style="list-style-type: none"><li>1) the laborer, worker, mechanic, or truck driver is employed to go to the source of mineral aggregate such as sand, gravel, or stone and deliver that mineral aggregate to the site of a project of public works by depositing the material directly in final place, from the transporting vehicle or through spreaders from the transporting vehicle.</li><li>2) the laborer, worker, mechanic, or truck driver is employed to go to the site of a project of public works, pick up excavated material or spoil from the site of the project, and transport that excavated material or spoil away from the site of the project.</li></ol>

## Appendix C – WisDOT Permit

## APPLICATION / PERMIT

**TO CONSTRUCT, OPERATE and MAINTAIN UTILITY FACILITIES ON HIGHWAY RIGHT-OF-WAY**

s.66.0831, 84.08, 85.15, 86.07(2), 86.16, 182.017 and such other applicable Wis. Stats.

1. Applicant (Utility facility owner) Name and Address Oak Creek Water and Sewer Utility 170 Drexel Avenue Oak Creek, WI 53154		2. Work Start Date 6/1/2014	3. Work Finish Date* 10/1/2014	6. Location Description (1/4 section, section, town, range; provide plat map or location sketch) SW 1/4 Section 36 T5N R22E Hwy 32 @ County Line Rd	
9. Facility Type (Check all that apply): Size (Diameter, kV, pressure, # fibers, etc.) <input type="checkbox"/> Telecom: _____ <input type="checkbox"/> Electric: _____ <input type="checkbox"/> Gas/Oil: _____ <input checked="" type="checkbox"/> Water: 12" _____ <input type="checkbox"/> San Sewer: _____ <input type="checkbox"/> _____: _____ <input type="checkbox"/> Transmission <input checked="" type="checkbox"/> Service: Std <input checked="" type="checkbox"/> Distribution <input type="checkbox"/> Service: Exp		4. Is the work due to a WisDOT highway project? <input type="checkbox"/> Yes <input checked="" type="checkbox"/> No		7. Work Location (Check/list all that apply) <input type="checkbox"/> Town: _____ <input type="checkbox"/> Village: _____ <input checked="" type="checkbox"/> City: Oak Creek <input checked="" type="checkbox"/> County: Milwaukee	
10. Facility Orientation (Check all that apply) <input type="checkbox"/> Crossing R/W <input type="checkbox"/> Parallel R/W <input checked="" type="checkbox"/> Underground <input type="checkbox"/> Overhead <input type="checkbox"/> Structure attachment		12. Proposed Work Methods (Check all that apply) <input checked="" type="checkbox"/> Trench <input type="checkbox"/> Plow <input type="checkbox"/> Casing <input type="checkbox"/> Rock blasting <input checked="" type="checkbox"/> Open cut pavement  Bore: <input type="checkbox"/> Hydraulic (Auger/Jack) <input type="checkbox"/> Pneumatic (Mole) <input type="checkbox"/> Directional 1 (Manually tracked) <input type="checkbox"/> Directional 2 (Computer tracked) <input type="checkbox"/> Unknown (At this time)  Attach to poles/towers: <input type="checkbox"/> New <input type="checkbox"/> Existing <input type="checkbox"/> Guys** (Diameter) (Name of existing owner) (** Provide details for all guy wires on plan sheets)  Subsurface utility excavation: <input type="checkbox"/> Water jetting <input type="checkbox"/> Vacuum  Tree/vegetation control: <input type="checkbox"/> Cut and/or trim <input type="checkbox"/> Mow <input type="checkbox"/> Chemically treat		8. Highway (Check all that apply) <input checked="" type="checkbox"/> WIS 32 <input type="checkbox"/> US _____ <input type="checkbox"/> Interstate _____ <input type="checkbox"/> _____  13. Work Zone Description (Check all that apply) <input type="checkbox"/> Full road closure: detour <input type="checkbox"/> Full road closure: temporary <input checked="" type="checkbox"/> Lane closure: without flagging <input type="checkbox"/> Lane closure: with flagging <input type="checkbox"/> Lane encroachment (2 feet or less) <input type="checkbox"/> Intersection/roundabout <input type="checkbox"/> Shoulder/parking lane closure <input type="checkbox"/> Off shoulder: within clear zone <input type="checkbox"/> In R/W: outside clear zone <input checked="" type="checkbox"/> Near R/W line: within clear zone <input type="checkbox"/> Near R/W line: outside clear zone <input type="checkbox"/> Not applicable  14. Is the proposed facility near a survey monument? (See <a href="http://www.wisconsin.gov/hmm/09-15-35">HMM 09-15-35</a> ) <input type="checkbox"/> Yes (Call: 1-866-568-2852 or e-mail: <a href="mailto:geodetic@dot.wi.gov">geodetic@dot.wi.gov</a> ) <input checked="" type="checkbox"/> No	
11. Work Types (Check all that apply) <input checked="" type="checkbox"/> New construction <input type="checkbox"/> Improve/repair existing <input type="checkbox"/> Removal <input type="checkbox"/> Maintenance <input type="checkbox"/> Discontinued, left in place <input type="checkbox"/> Joint installation		15. Will any appurtenances be installed with the facility? (If yes, provide a description and/or specification of each item with this application.) <input type="checkbox"/> Yes <input checked="" type="checkbox"/> No  16. Trans 401 project designation? (For all Major projects, provide a formal erosion control plan with this application. See <a href="http://www.wisconsin.gov/hmm/09-15-55">HMM 09-15-55</a> ) <input checked="" type="checkbox"/> Minor <input type="checkbox"/> Major  17. Are any environmental permits, certifications or approvals required from other regulatory agencies? (If yes, provide a copy of each item or proof of agency coordination with this application.) <input checked="" type="checkbox"/> Yes <input type="checkbox"/> No			

\* NOTE: If the work described is not completed by the "Work Finish Date" specified, this permit is null and void, and the work shall not be completed unless authorized through a subsequent permit or an approved time extension. **ANY PERMIT ISSUED IS REVOCABLE.**

18. Utility Person Responsible for Construction Ron Pritzlaff	(Area Code) Telephone Number 414-570-8200	19. Utility or Project 24/7 Emergency Contact Bryan Jahns	(Area Code) Telephone Number 414-852-3917
20. Is the utility a member of Diggers Hotline? <input checked="" type="checkbox"/> Yes <input type="checkbox"/> No, provide line-locate number _____		It is understood and agreed that approval is subject to applicant's full compliance with the pertinent statutes, as well as any rules and regulations of other jurisdictional agencies, which may be more restrictive, and with the Wisconsin Department of Transportation's <b>Utility Accommodation Policy (UAP)</b> , current edition. <a href="http://www.dot.wisconsin.gov/business/rules/property-uap.htm">http://www.dot.wisconsin.gov/business/rules/property-uap.htm</a>	
21. Provide additional project work details, if needed (Continue on back or include separate page) See next page		Mike Paulos 3/26/2014	
22. If not employed by applicant, authorized representative's company name and address		(Signature of Authorized Representative – If filled via computer, Brush Script font) (Date) Mike Paulos/Project Manager (Title and/or print name) 414-266-90 mike.paulos@graef-usa.com (Authorized Representative Telephone Number) (Authorized Representative E-mail Address)	



**This permit does not transfer any land; nor give, grant or convey any land right, right in land, nor easement in WisDOT right-of-way. It is not assignable or transferrable. If ownership in a utility facility changes, WisDOT may void and supersede a permit and reissue it to the new owner upon request and with sufficient proof of ownership.**

## ↓ For Wisconsin DOT Use Only ↓

<input checked="" type="checkbox"/> <b>THE UTILITY SHALL NOTIFY WisDOT 3 DAYS BEFORE STARTING WORK AT:</b> Region contact, title, office address, telephone number, and e-mail address Behrooz Sarlak, Utility Permit Engineer WisDOT Southeast Region 141 NW Barstow Street Waukesha, WI 53187 262-548-5955 dotdtsdseutilitypermits@dot.wi.gov	<input checked="" type="checkbox"/> <b>REVIEW ALL SUPPLEMENTAL PERMIT PROVISIONS</b> <input checked="" type="checkbox"/> <b>REVISIONS MADE to DRAWINGS or OTHER PAGES</b> <input checked="" type="checkbox"/> Lane Closure System notification required: <a href="http://www.wisconsin.gov/hmm/09-15-60">HMM 09-15-60</a> <input type="checkbox"/> Insurance or performance bond required <input type="checkbox"/> Joint installation: See permit(s) # _____ <input type="checkbox"/> Private utility (Non-public ownership and/or use) <input type="checkbox"/> Expedited Service Connection Permit <input type="checkbox"/> This permit voids & supersedes # _____ issued: _____ <input type="checkbox"/>	Date Application Received 3/28/2014 Date Application Completed 4/8/2014 Date Application Denied  Permit Issuance Date 4/8/2014 Permit Extension Date  Permit Number 40U-34-14
	Behrooz Sarlak (WisDOT Authorized Representative Signature – If filled via computer, Brush Script font)	

Line 21: Work near the R/W includes tapping into an existing 12" water main on the west side of the intersection of STH 32 and constructing a water main relay along the north side of County Line Road and running west to 10th Avenue. East bound traffic on County Line Road will be detoured to the north while work is taking place at the intersection of County Line Road and STH 32. The intersection will remain open to westbound traffic.

NOTE:

PLEASE NOTIFY PARWINDER VIRK PRIOR CONSTRUCTION @ 262-548-6717.

Stage 1: Our loops (41 and 42) are very close to where they will be digging (Shown in the attached plan). Although they are not getting impacted by the construction but it's something to be aware of.

Stage 2: We have an existing conduit running from PB2 to PB3 (Shown in the attached plan) which will be impacted by the construction. They need to be aware of this and they have to work around it, so it will not be affected.

Before the construction, it will be a good idea to contact our EFU (Electric Field Unit) @ 414-266-1170 to get the exact location of our utilities in the construction area.

## INDEMNIFICATION

This Applicant shall save and hold the State, its officers, employees, agents, and all private and governmental contractors and subcontractors with the State under Chapter 84 Wisconsin Statutes, harmless from actions of any nature whatsoever (including any by Applicant itself) which arise out of, or are connected with, or are claimed to arise out of or be connected with any of the work done by the Applicant, or the construction or maintenance of facilities by the Applicant, pursuant to this permit or any other permit issued by the State for location of property, lines or facilities on highway right-of-way, (1) while the Applicant is performing its work, or (2) while any of the Applicant's property, equipment, or personnel, are in or about such place or the vicinity thereof, or (3) while any property constructed, placed or operated by or on behalf of Applicant remains on the State's property or right-of-way pursuant to this permit or any other permit issued by the State for location of property, lines or facilities on highway right-of-way; including without limiting the generality of the foregoing, all liability, damages, loss expense, claims, demands and actions on account of personal injury, death or property loss to the State, its officers, employees, agents, contractors, subcontractors or frequenters; to the Applicant, its employees, agents, contractors, subcontractors, or frequenters; or to any other persons, whether based upon, or claimed to be based upon, statutory (including, without limiting the generality of the foregoing, worker's compensation), contractual, tort, or whether or not caused or claimed to have been caused by active or inactive negligence or other breach of duty by the State, its officers, employees, agents, contractors, subcontractors or frequenters; Applicant, its employees, agents, contractors, subcontractors or frequenters; or any other person. Without limiting the generality of the foregoing, the liability, damage, loss, expense, claims, demands and actions indemnified against shall include all liability, damage, loss, expense, claims, demands and actions for damage to any property, lines or facilities placed by or on behalf of the Applicant pursuant to this permit or any other permit issued by the State for location of property, lines or facilities on highway right-of-way in the past or present, or that are located on any highway or State property or right-of-way with or without a permit issued by the State, for any loss of data, information, or material; for trademark, copyright or patent infringement; for unfair competition or infringement of personal or property rights of any kind whatever. The Applicant shall at its own expense investigate all such claims and demands, attend to their settlement or other disposition, defend all actions based thereon and pay all charges of attorneys and all other costs and expenses of any kind arising from any such liability, damage, loss, claims, demands and actions.

Any transfer, whether voluntary or involuntary, of ownership or control of any property constructed, placed or operated by or on behalf of the Applicant that remains on the State's property or right-of-way pursuant to this permit shall not release Applicant from any of the indemnification requirements of this permit, unless the State is notified of such transfer in writing. Any acceptance by any other person or entity, whether voluntary or involuntary, of ownership or control of any property constructed, placed or operated by or on behalf of the Applicant that remains on the State's property or right-of-way pursuant to this permit, shall include acceptance of all of the indemnification requirements of this permit by the other person or entity receiving ownership or control.

Notwithstanding the foregoing, a private contractor or subcontractor with the State under Chapter 84 Wisconsin Statutes, that fails to comply with sections 66.0831 and 182.0175 Wisconsin Statutes (2007-2008), remains subject to the payment to the Applicant of the actual cost of repair of intentional or negligent damage by the contractor or subcontractor to any property, lines or facilities placed by or on behalf of the Applicant pursuant to this permit or any other permit issued by the State for location of property, lines or facilities on highway right-of-way, and remains subject to payment to the Applicant for losses due to personal injury or death resulting from negligence by the contractor or subcontractor.

Notwithstanding the foregoing, if the State, or its officers, employees and agents, fail to comply with sections 66.0831 and 182.0175 Wisconsin Statutes (2007-2008), the State or its officers, employees and agents, remain subject to the payment to the Applicant of the actual cost of repair of willful and intentional damage by the State, or its officers, employees and agents, to any property, lines or facilities placed by or on behalf of the Applicant pursuant to this permit or any other permit issued by the State for location of property, lines or facilities on highway right-of-way, and remain subject to payment to the Applicant for losses due to personal injury or death resulting from negligence by the State, its officers, employees and agents.

No indemnification of private contractors or subcontractors with the State under Chapter 84 Wisconsin Statutes, shall apply in the event of willful and intentional damage by such private contractors or subcontractors to the property, lines and facilities of the Applicant located on the highway right-of-way pursuant to this permit or any other permit issued by the State for the location of property, lines or facilities on highway right-of-way.



## WISDOT SUPPLEMENTAL UTILITY PERMIT PROVISIONS

Page 1 of 6



### **Start Work Notice:**

1) Prior to the start of utility construction, the utility operator **MUST** forward a copy of the attached utility start work notice to the Wisconsin Department of Transportation (WisDOT) regional utility permit coordinator. Failure to do so will result in revocation of this permit.



### **Permit Requirements:**

2) There shall be no deviations from the approved construction plans covered under this permit without additional written authorization from the WisDOT utility permit coordinator.

3) A complete copy of the permit WisDOT issues a utility for its proposed work shall be in the possession of the utility's work force, consultant, contractor or subcontractor at all times when work is being performed within the right-of-way (R/W). This includes a copy of WisDOT's approval for a service connection under an Expedited Service Connection Permit (ESCP). Electronic copies are acceptable.

4) Failure to maintain a permit on the work site shall cause this permit to become null and void. A subsequent permit will be required to complete the previously permitted work.

5) This permit is valid only for utility construction on WisDOT controlled highway right-of-way. Permits from other federal, state, county and local agencies may be required.

6) Utility construction shall not interfere with any WisDOT construction project or maintenance operation.

7) Underground facility locates shall be done prior to construction.



### **Work Time Restrictions:**

8) Work on any state trunk highway shall only occur on weekdays between the hours of XXX and XXX.



### **Work Zone Traffic Control:**

9) Work Zone Traffic Control (WZTC) shall be in accordance with the Wisconsin Manual of Uniform Traffic Control Devices (WMUTCD) chapter VI.

10) Traffic control shall be maintained throughout construction and shall be altered at anytime upon the request of WisDOT, the county or local highway department or any law enforcement agency.

11) Flaggers shall be used whenever conditions warrant.

12) At the end of each work day, construction signage shall be knocked down or removed. Turning sign faces away from traffic is no longer allowed.

13) Signage in place longer than 7 continuous calendar days shall be post mounted per the attached detail.



### **Wisconsin Lane Closure System (LCS) Notification:**

14) Lane, shoulder, ramp closures or encroachments on XXX XX require lane closure notification to the southeast region traffic engineer. The LCS request shall be sent to WisDOT for review and approval **14 calendar days** prior to the need for a freeway closure, or **3 business days** prior to the need for a non-freeway closure.

15) The utility or their contractor shall set up an account and request lane closures at the following link:  
<http://transportal.cee.wisc.edu/closures/>



### **I-94 North/South Freeway and ZOO Interchange Projects Lane Closures and Restrictions:**

16) Prior to the start of construction all lane closures and restrictions shall also be coordinated with WisDOT Traffic Coordinator Stephanie Skowronski at 414-750-1397 or [Stephanie.Skowronski@dot.wi.gov](mailto:Stephanie.Skowronski@dot.wi.gov)

APPROVAL DATE: 4/8/2014

WISDOT PERMIT NUMBER: 40U-34-14

☒ **WisDOT Holiday Shutdowns:**

17) No utility work with the exception of emergency work shall be performed during the following holidays. All work shall stop prior to and resume after the holidays on the following dates and times. All unnecessary traffic control shall be knocked down or moved outside the clear zone:

Memorial Day: From noon Friday, May 23, 2014 to 6:00 AM Tuesday, May 27, 2014;  
Independence Day: From noon Thursday, July 3, 2014 to 6:00 AM Monday, July 7, 2014;  
Labor Day: From noon Friday, August, 29, 2014 to 6:00 AM Tuesday, September 2, 2014;  
Thanksgiving: From noon Wednesday, November 26, 2014 to 6:00 AM Monday, December 1, 2014;  
Christmas: From noon Tuesday, December 23, 2014 to 6:00 AM Monday, December 29, 2014;  
New Years: From noon Tuesday, December 30, 2014 to 6:00 AM Monday, January 5, 2014  
Memorial Day: From noon Friday, May 22, 2015 to 6:00 AM Tuesday, May 26, 2015;  
Independence Day: From noon Friday, July 3, 2015 to 6:00 AM Monday, July 6, 2015;  
Labor Day: From noon Friday, September 4, 2015 to 6:00 AM Tuesday, September 8, 2015;  
Thanksgiving: From noon Wednesday, November 25, 2015 to 6:00 AM Monday, November 30, 2015;

☐ **Wisconsin State Fair:**

18) No utility work shall take place on XXX XX during Wisconsin State Fair from August 1, 2013 through August 11, 2013.

☐ **Survey Monuments:**

19) **NOTE:** The proposed utility work is at or near a WisDOT survey monument. Prior to any construction activity the utility operator shall contact WisDOT at 1-888-568-2852 or [geodetic@dot.wi.gov](mailto:geodetic@dot.wi.gov)

☐ **Freeway System Entry Restrictions:**

20) There shall be no entry to the freeway system right-of-way inside the security fences towards the surface of the traveled way for any reason.

☒ **Utility Installation at Risk:**

21) The proposed facility is being installed at the risk & expense of the facility owner/operator. The work authorized in this permit is within the limits of a future WisDOT improvement project. If the proposed facility will require future relocation and/or adjustment, it will be at the facility owners' expense.

☒ **Erosion Control:**

22) Prior to the start of construction, all applicable erosion control devices including inlet protection shall be placed, inspected, monitored and maintained on a daily basis by the utility operator or their contractor.

23) Spoil removed from excavations shall be placed in an upland area. The perimeter of each spoil pile shall be wrapped with silt fence or other devices to prevent soil loss or soil run off.

24) Whenever construction operations require dewatering, the displaced water shall be pumped through filter fabric bags or temporary settling basins constructed prior to discharge from the work site.

25) Inlet protection shall be removed once construction operations are complete and the work area is stabilized.

26) Silt fence or other erosion control devices shall be removed after substantial vegetative growth has occurred.



☐ **Tree Trimming & Removal Operations Ash Species:**

27) Prior to the cutting, pruning or trimming of any ash trees, the utility shall consult the State of Wisconsin's Emerald Ash Borer (EAB) website: <http://www.emeraldashborer.wi.gov/>

28) The utility and their contractor shall follow the rules and regulations as established by the Wisconsin Department of Agriculture, Trade and Consumer Protection (DATCP).

29) The utility shall contact DATCP directly with any specific questions regarding their work and disposition of ash species while working on WISDOT right of ways.

☐ **Tree Trimming & Removal Operations Non- Ash Species:**

30) Brush, logs & debris from tree trimming & removal from non-ash species shall be hauled off the work site during and at the end of each work day or chipped.

31) Wood chips from non-ash species shall not be stockpiled. Any non-ash wood chips shall be spread out and dispersed accordingly to match the existing grade.

32) Stumps from non-ash species shall be cut flush to the existing grade.

☒ **Existing Pavements & Right-of-Way:**

33) Existing inlets, drainage structures, drain tiles or other drainage facilities damaged during construction shall be repaired or replaced in kind. The contractor shall notify WisDOT of any damaged facilities.

34) Equipment and material shall be moved outside the clear zone at the end of each work day.

35) Open excavations shall be plated or protected by other means during and at the end of each work day to ensure public safety. Energy absorbing terminals (EATS) or other crash protection devices shall be used with concrete barrier walls.

36) Existing highway pavements shall be kept and swept clean of mud and debris from construction and trucking operations during and at the end of each work day.

☒ **Directional Drill, Bore & Jack, Plow & Trenching Operations:**

37) All road crossings shall be bored or directionally drilled. Open cutting of any pavements is strictly prohibited and not authorized under this permit.

38) Manual tracking or guiding of directional drill heads from the pavement surface of the highway for utility crossings is strictly prohibited.

☐ **Subsurface Utility Exploration (S.U.E.) Operations:**

39) If water jetting is permitted, the utility or their contractor shall furnish to WisDOT digital pictures taken before and after the S.U.E. excavating from the same camera angle of the roadway section. Vacuum excavations need not pictures.

40) The pavement area for removal shall be cored. Saw cutting is prohibited. The core hole over the existing utility in pavement areas shall be no larger than 12" diameter inside the wheel paths and no larger than 16" outside the wheel paths.

41) The areas specified on the construction plan where potential conflicts exists with other existing utilities, shall be the only areas where S.U.E. excavating will be allowed to be completed.

42) Flowable fill or slurry backfill per the attached detail shall be used in zones 1 & 2 to restore the voids left behind from the S.U.E. excavating.



## WISDOT SUPPLEMENTAL UTILITY PERMIT PROVISIONS

Page 4 of 6

43) The pavement core shall be fastened back in place with utilibond or an equivalent epoxy type adhesive. The pavement core shall be placed flush with the existing pavements.

44) The utility operator shall inspect and monitor the areas where S.U.E was performed on a routine basis.

45) WisDOT will require pavement removal and replacement at the utility operator's expense in areas where S.U.E. was performed and subsequent pavement failure occurs. WisDOT will determine final limits of pavement removal and replacement.

☐ **Aerial Construction Operations:**

46) A minimum of three work days in advance, the contractor shall coordinate rolling closures for aerial crossings with the respective county sheriff's office and local law enforcement agencies.

47) The rolling closures for the purpose of detaching or attaching an overhead cable crossing the highway shall be completed during off peak traffic hours. The rolling closure shall be completed under dry pavement conditions.

48) The utility or their contractor shall be responsible for all costs associated with the protection of traffic.

49) Anchors and guy cables shall be installed in accordance with clear zone requirements outlined in the WisDOT facilities development manual (FDM) chapter 11-15-1

50) Anchors and guy cables shall be installed in accordance with clear zone requirements outlined in the WisDOT facilities development manual (FDM) chapter 11-45-10 bicycle facilities.

Further details can be viewed in the WisDOT bicycle facilities design handbook at:

<http://www.dot.wisconsin.gov/projects/state/docs/bike-facility.pdf>

☐ **WisDOT Improvement Projects Coordination:**

51) The utility work is within the limits of a WisDOT construction project. Coordination must be done with WisDOT project manager XXX to ensure closure conflicts do not arise. Contact XXX at XXX-XXX-XXXX or [XXX.XXX@dot.wi.gov](mailto:XXX.XXX@dot.wi.gov)

52) The utility work is within the limits of a WisDOT construction project. The utility shall attend the WisDOT weekly construction meeting. Contact XXX for time and location.

☒ **Soft Surface Restoration:**

53) Temporary soft restoration to stabilize the work site shall be completed in a timely manner during and immediately following utility construction. Excess spoil shall be hauled off the work site.

54) Final soft restoration shall consist of placing a minimum 4 " of topsoil, WisDOT spec seed, and fertilizer and erosion mat.

55) The contractor shall notify WisDOT as soon as final restoration has been completed and the work site is ready for inspection.

56) The utility operator or their contractor shall coordinate temporary and final soft restoration and restoration limits with the WisDOT project manager or the WisDOT project leader on the work site.

☐ **Soft Surface Restoration- Late Season :**

57) For late season seeding and restoration after October 1<sup>st</sup>. See the attached document.

☐



## WISDOT SUPPLEMENTAL UTILITY PERMIT PROVISIONS

Page 5 of 6

### Sidewalk Removal/ Replacement:

58) Sidewalk removal, backfill requirements and sidewalk replacement shall be coordinated in advance with the respective local municipality (owner).



### Open Cut Pavement:

59) Existing pavements specifically authorized for removal to accommodate placement of utility facilities shall be **SAW CUT** full depth prior to the use of pavement breaking equipment.

60) Pavement cuts shall not be completed from November 1<sup>st</sup> through April 1<sup>st</sup>. Pavement restoration shall occur before November 1<sup>st</sup> or before materials become unavailable, whichever occurs 1<sup>st</sup>.

61) Pavement removed, shall be hauled off the work site during and at the end of each work day.

62) Temporary sheeting and shoring shall be used as necessary to prevent cave-ins.

### Slurry Backfill:



63) Slurry backfill per the attached detail shall be the required backfill for excavations in zones 1 & 2.



### Granular Backfill:

64) The use of granular backfill in lieu of slurry backfill for excavations within highway pavement areas and shoulder shall be pre-approved or authorized in advance by the WisDOT regional utility permit coordinator.

65) Granular material, shall be placed in lifts or layers 12" or less each in depth, and mechanically compacted to the density of the adjacent and undisturbed material.

66) Water jetting and use of excess water to facilitate mechanical compaction is strictly prohibited.

### Concrete Pavement Restoration:



67) Concrete pavement restoration shall consist of replacing in kind the concrete removed with high early strength concrete mix reinforced per the attached details.

68) Pavement restoration shall occur before November 1<sup>st</sup> or before materials become unavailable, whichever occurs 1<sup>st</sup>.

69) Concrete pavement shall be replaced from joint to joint. The minimum longitudinal length is 6 feet.

70) Concrete pavement without a bituminous asphalt overlay shall have a tined or heavily broomed finish.

71) Curb and gutter damaged or removed during construction operations shall be replaced in kind per the attached detail.

### Bituminous Asphalt Pavement Restoration:



72) Bituminous asphalt pavement restoration shall consist of replacing in kind the bituminous asphalt overlay removed to match the existing bituminous asphalt thickness.

73) Pavement restoration shall occur before November 1<sup>st</sup> or before materials become unavailable, whichever occurs 1<sup>st</sup>.

74) Bituminous asphalt shall be replaced from seam to seam and overlay the longitudinal length of the concrete patch. The minimum longitudinal length is 6 feet.



### Gravel Shoulders:



75) Gravel shoulder material removed or disturbed due to construction operations shall be replaced in kind, graded and shaped to match the existing gravel shoulders.

**Epoxy Pavement Markings:**



76) Epoxy pavement markings removed shall be replaced in kind with an epoxy based pavement marking paint along with reflective bead materials.

**Temporary Pavement Markings:**



77) Temporary pavement markings when authorized by the WisDOT regional utility permit coordinator in lieu of epoxy pavement markings that are removed shall be replaced in kind with a latex based or equivalent pavement marking paint along with reflective beads.

78) Temporary pavement markings shall have a 2 year minimum service life.

## Attachment 1: Start and Work Completion Notice



## Utility Permit Start Work Notice

Provide all information and e-mail or fax to the utility permit coordinator or other region contact listed on the approved permit form **a minimum three working** days prior to the start of the work. When restoration is complete and ready for inspection, e-mail or fax to the same contact.

WisDOT Utility Permit Number:

40U-34-14

Utility Company:

Oak Creek Water &amp; Sewer

Utility Job Number:

WisDOT Project Number:

Project Location:

STH 32 @ County Line

Utility Contractor Contact  
Name and 24-Hour Number:Traffic Control Provider and  
24-Hour Number

Construction Start Date:

Construction Completion Date:

**SOUTHWEST REGION**

Mark Goggin

[mark.goggin@dot.wi.gov](mailto:mark.goggin@dot.wi.gov)Fax: 608-243-3380 Madison office  
608-789-7896 La Crosse office**SOUTHEAST REGION**

Behrooz Sarlak

[dotdtsdseutilitypermits@dot.wi.gov](mailto:dotdtsdseutilitypermits@dot.wi.gov)

Fax: 262-548-6891

**NORTHEAST REGION**

Ray Drake

[ray.drake@dot.wi.gov](mailto:ray.drake@dot.wi.gov)

Fax: 920-492-0144

NE Utility Unit General E-Mail:

[dotdtsdneutilitycoordination@dot.wi.gov](mailto:dotdtsdneutilitycoordination@dot.wi.gov)**NORTH CENTRAL REGION**

Keith Rutkowski – Wis Rapids office

[keith.rutkowski@dot.wi.gov](mailto:keith.rutkowski@dot.wi.gov)

Fax: 715-421-7300

Terry Catlin – Rhinelander office

[terry.catlin@dot.wi.gov](mailto:terry.catlin@dot.wi.gov)

Fax: 715-365-5780

**NORTHWEST REGION**

Heather Dresel

[HeatherL.Dresel@dot.wi.gov](mailto:HeatherL.Dresel@dot.wi.gov)

Fax: 715-836-2807 Eau Claire office

## Completion Notice

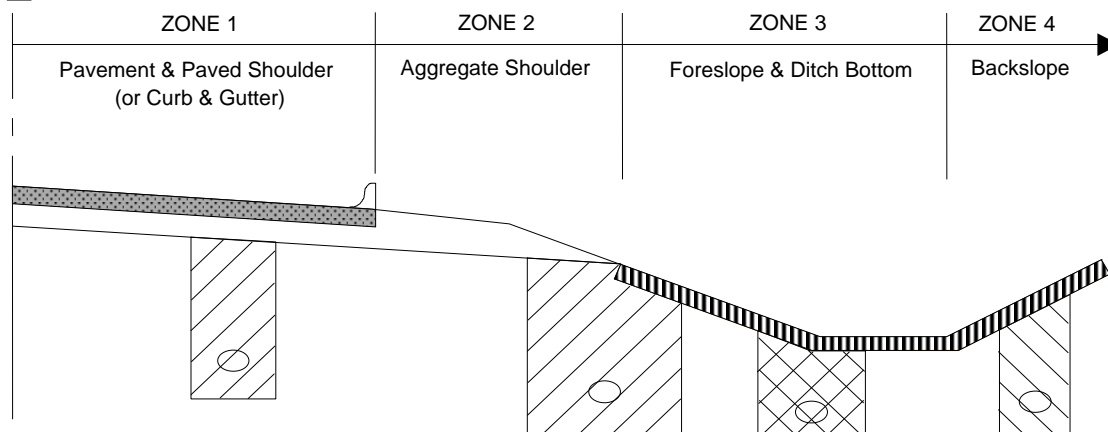
Restoration is complete and ready for inspection. File notices within **10 calendar days** of restoration completion. Restore within **two weeks** from completion of utility construction.

Restoration Completion Date:

## Attachment 2: Backfilling Excavation Detail Drawings

CL

### LONGITUDINAL EXCAVATION

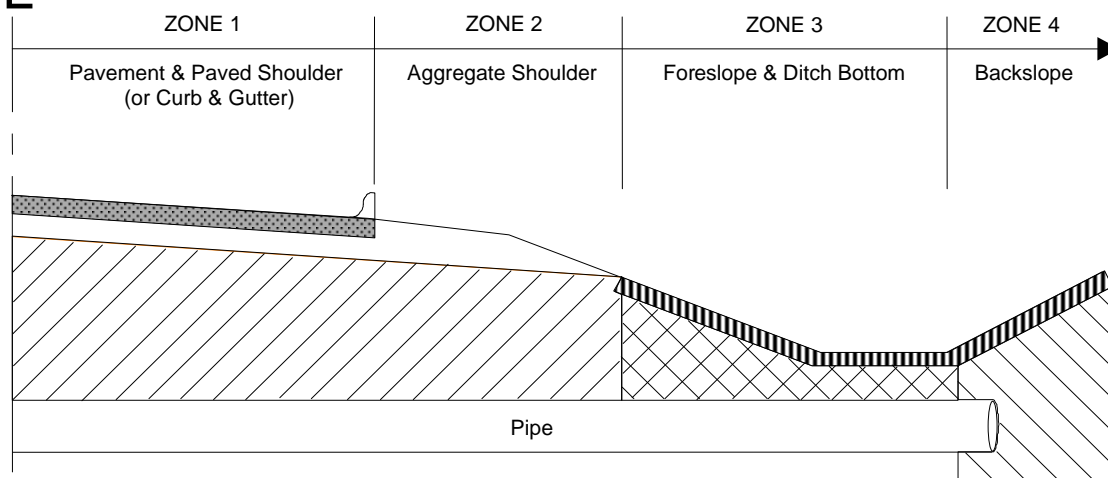


### KEY

	Slurry Backfill
	Granular Backfill
	4" Topsoil
	Spoil backfill

CL

### TRANSVERSE EXCAVATION



### NOTES

- 1) Use slurry backfill to replace the excavated material in ZONES 1 and 2.
- 2) If the work area covers BOTH ZONES 2 & 3, use slurry backfill to replace the excavated material.
- 3) Use granular backfill to replace the excavated material in ZONE 3. Granular backfill placement and gradation shall conform to WisDOT's Standard Specifications for Road and Bridge Construction, current edition.
- 4) Place backfill in ZONES 3 & 4 to within 4" of the finished grade to allow for topsoil placement.
- 5) Suitable spoil backfill may be used in ZONE 4 at the discretion of WisDOT.

### SLURRY BACKFILL

The materials shall be placed in a clean concrete mixer truck and thoroughly mixed in the following quantities FOR EACH CUBIC YARD REQUIRED:

- SAND 1,350 lbs
- #1 STONE 750 lbs
- #2 STONE 1,150 lbs
- WATER 25 gals (0 to -0.5 gal variance)

No additional water will be allowed. The above weights are damp weights. Just prior to placing the slurry backfill, the mixer shall be run at mixing speed for one full minute to assure an even mixture.

LEGEND AND ABBREVIATIONS

	TRAVERSE POINT		TILE		DRAIN TILE
	POWER POLE		PVC P		PVC PIPE
	LIGHT POLE		CLEANOUT		
	FLAG POLE		REBAR		
	MANHOLE		BM.		BENCH MARK
	STORM INLET		TMH		TELEPHONE MANHOLE
	WATER VALVE		GSV		GAS SERVICE VALVE
	GAS VALVE		WSV		WATER SERVICE VALVE
	FIRE HYDRANT		CATCH BASIN		
	MAIL BOX		CONIFEROUS TREE		
	TELEPHONE PEDESTAL		STUMP		
	CONTROL BOX		BUSH		
	TRAFFIC SIGNAL		METAL		METAL POST
	GUY WIRE		HANDHOLE		
	MONUMENT		MISCELLANEOUS METER		
	1" IRON PIPE		WOOD		WOOD POST
	2" IRON PIPE		ABANDONED POLE		
	VENT PIPE		YARD LIGHT		
	PULL BOX		SIGN		
	AIR CONDITIONER		INLET PROTECTION		
	DECIDUOUS TREE		WATTLE DITCH CHECK		

ASPH.	ASPHALT	I.E.	INVERT ELEVATION
BSM'T.	BASEMENT	I.P.	IRON PIPE
BIT.	BITUMINOUS	LAT.	LATERAL
CB.	CATCHBASIN	MH.	MANHOLE
C/L	CENTERLINE	M.J.	MECHANICAL JOINT
CIPP	CURED-IN-PLACE PIPE	PAV'T.	PAVEMENT
CONC.	CONCRETE	PROP.	PROPOSED
CMP	CORRUGATED METAL PIPE	PVC	POLYVINYL CHLORIDE
CMPA	CORRUGATED METAL PIPE ARCH	PVC P.	PVC PIPE
C. & G.	CURB & GUTTER	R. BAR	REBAR
DRAIN T.	DRAIN TILE	REQ'D.	REQUIRED
D.I.P.	DUCTILE IRON PIPE	R.J.	RESTRAINED JOINT
DWY.	DRIVEWAY	SAN.	SANITARY
ECC.	ECCENTRIC	S.	SLOPE
EXIST.	EXISTING	STL.	STEEL
F.F.	FIRST FLOOR	STM.	STORM
FM.	FORCE MAIN	SUMP D.	SUMP DISCHARGE
G.V.	GAS VALVE	TYP.	TYPICAL
GR.	GRAVEL	VENT P.	VENT PIPE
G.W.	GUY WIRE	WM.	WATER MAIN
HYD.	HYDRANT	W.V.	WATER VALVE
INL.	INLET	W/	WITH

SHEET INDEX

Sheet No.	01	COVER SHEET
Sheet No.	02	INDEX SHEET
Sheet No.	03-07	PROPOSED WATER MAIN EXTENSION
Sheet No.	08-10	TRAFFIC CONTROL
TOTAL SHEETS = 10		

SURFACE RESTORATION

- LAWN RESTORATION
- ROADWAY REPLACEMENT

BACKFILL LEGEND

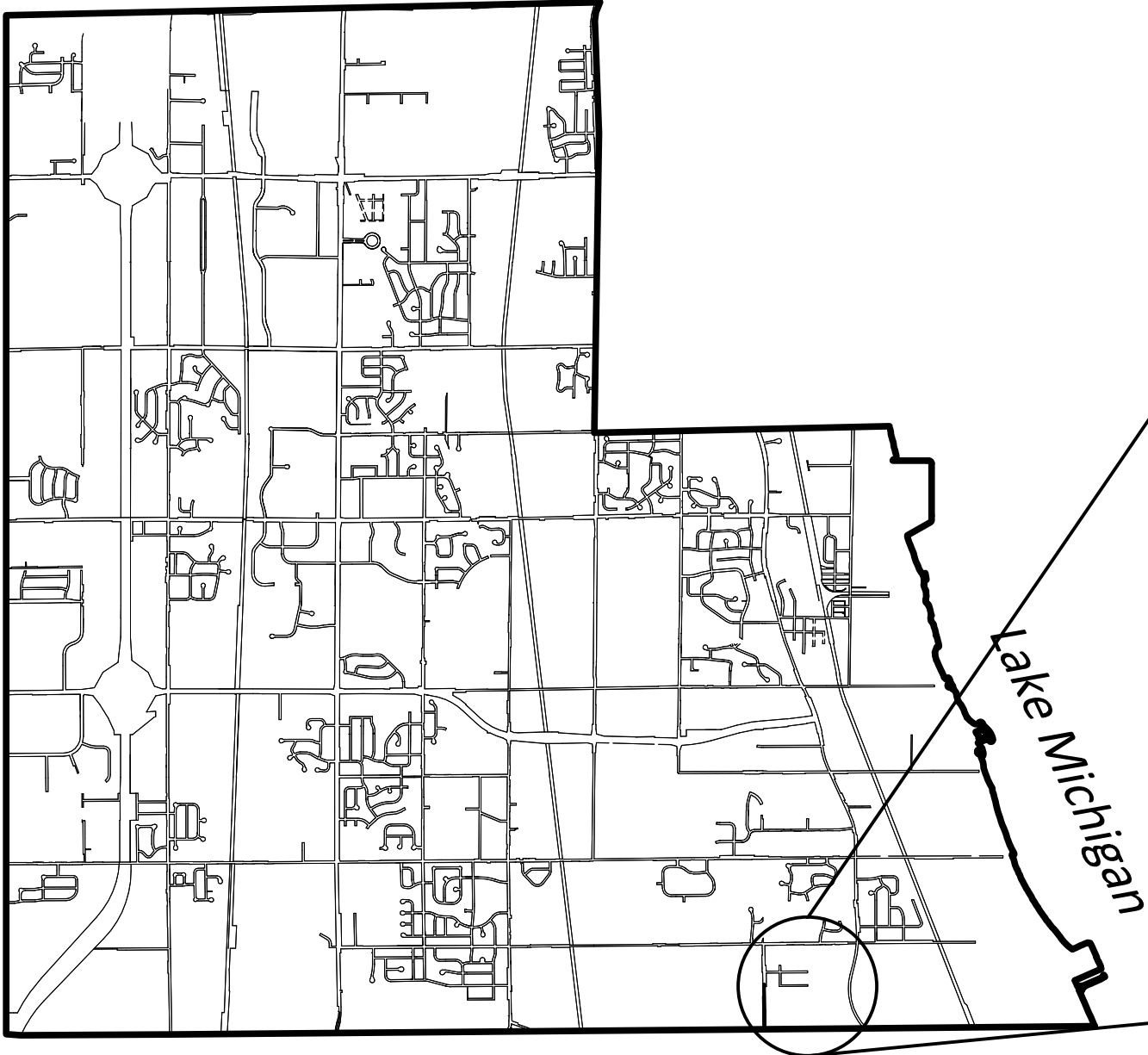
- 3/4-INCH TRAFFIC BOND BACKFILL (T.B.B.F.)
- SPOIL BACKFILL
- SLURRY BACKFILL

CITY OF OAK CREEK

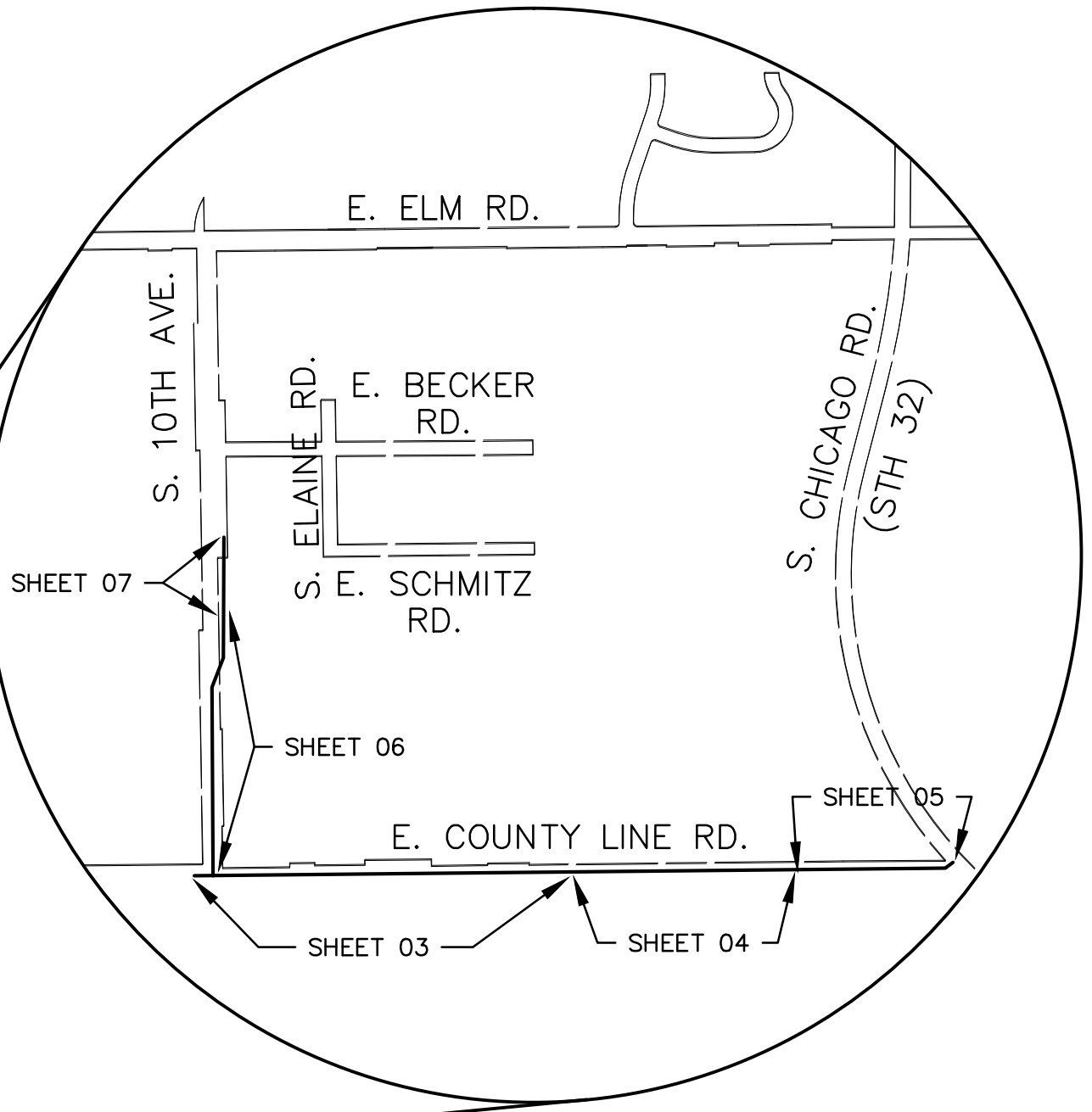
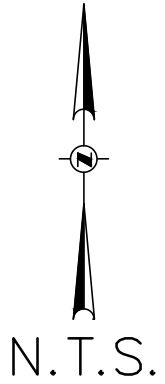
WATER AND SEWER UTILITY  
E. COUNTY LINE ROAD  
WATER MAIN EXTENSION

PROJECT NUMBER
14101

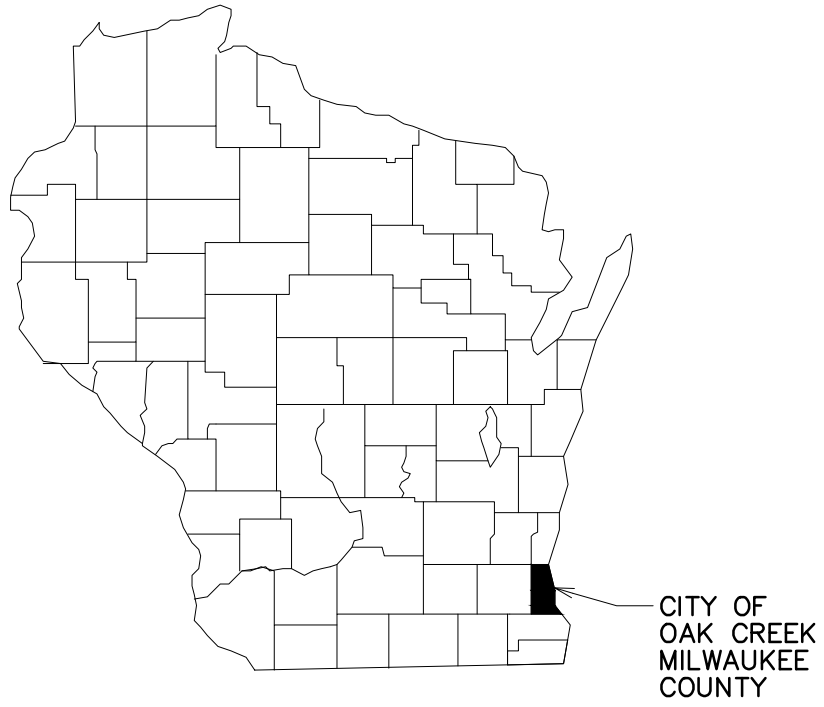
APRIL 18, 2014



CITY OF OAK CREEK  
VICINITY MAP




PROJECT LOCATION MAP  
COUNTY LINE RD.



WATER and SEWER UTILITY

A COMMITMENT TO WATER QUALITY

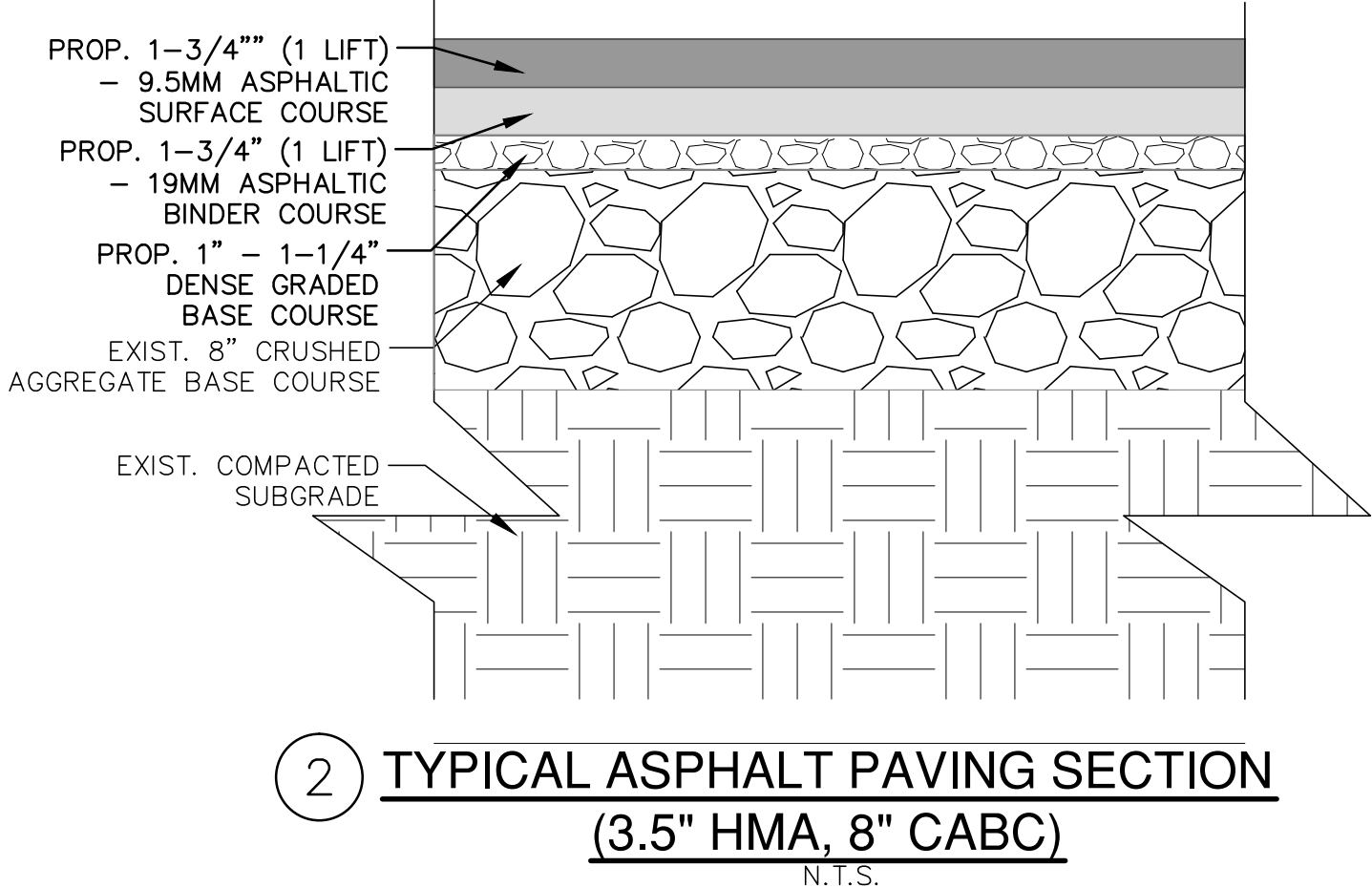
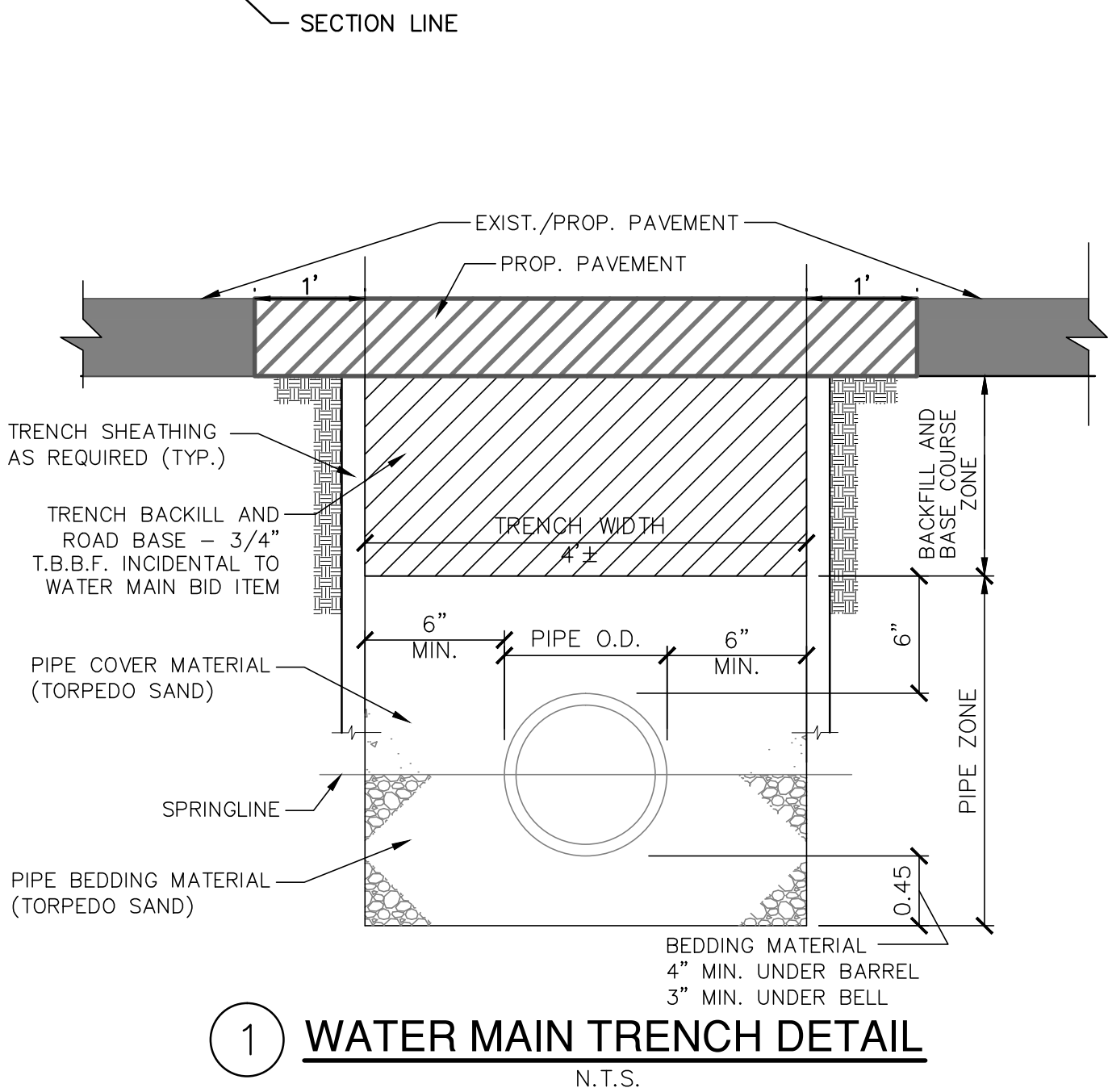
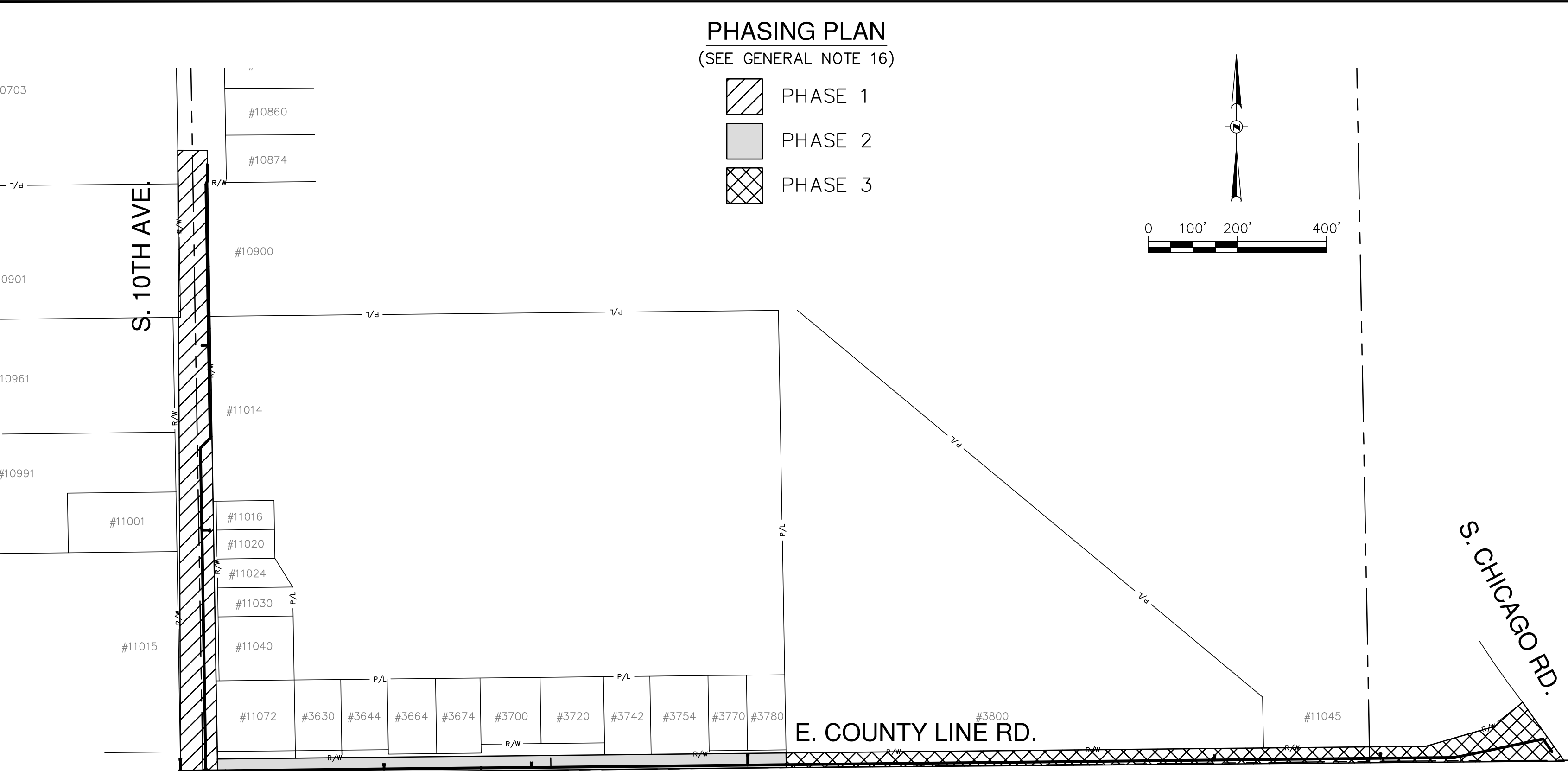


**Gräef**

One Honey Creek Corporate Center  
125 South 84th Street, Suite 401  
Milwaukee, WI 53214-1469  
414 / 259 1500  
414 / 259 0037 fax  
[www.graef-usa.com](http://www.graef-usa.com)

PROJECT ENGINEER: GRAEF





GENERAL NOTES:

- CONTRACTOR SHALL REMOVE SIGNS, MAILBOXES, ETC. DURING CONSTRUCTION. IMMEDIATELY AFTER PIPE INSTALLATION AND BACKFILL OCCURS, ALL SIGNS, MAILBOXES, ETC. SHALL BE RETURNED TO THEIR PREVIOUS LOCATION. ALL STOP SIGNS MUST BE DISPLAYED AT ALL TIMES.
- 4-INCHES OF INSULATION IS REQUIRED WHEREVER COVER OVER THE TOP OF WATER MAIN AND/OR WATER LATERAL IS LESS THEN 6 FT. OR WHERE SHOWN ON PLANS. (INCIDENTAL TO PROPOSED WATER MAIN)
- RESTRAINT OF PROPOSED WATER MAIN IS INCIDENTAL TO WATER MAIN CONSTRUCTION.
- SUPPORTING OF POWER/LIGHT POLES ALONG THE ENTIRE PROJECT LIMITS FOR PROPOSED WATER MAIN IS INCIDENTAL TO PROPOSED WATER MAIN CONSTRUCTION.
- LOCATION OF PROPOSED WATER LATERALS ON PLANS ARE APPROXIMATE. FINAL LOCATION SHALL BE DETERMINED IN FIELD DURING CONSTRUCTION.
- CONTRACTOR SHALL REINSTATE ALL SUMP PUMP DISCHARGES DAMAGED DURING CONSTRUCTION OR EXTEND EXISTING DISCHARGES AS REQUIRED WITHIN THE PROJECT LIMITS. CONTRACTOR SHALL FURNISH NEW PIPE MATERIAL TO MATCH EXISTING PIPE, AND JOIN WITH A WATERTIGHT SEAL. (INCIDENTAL TO PROPOSED WATER MAIN)
- THE BASE SURVEY AND PROPOSED LINENWORK WAS PREPARED BY GRAEF IN AUGUST, 2013 AND NOVEMBER, 2013. ALL UNDERGROUND UTILITIES AND STRUCTURES HAVE BEEN SHOWN TO A REASONABLE DEGREE OF ACCURACY AND IT SHALL BE THE CONTRACTOR'S RESPONSIBILITY TO VERIFY THEIR EXACT LOCATION AND TO AVOID DAMAGE THERETO.
- CONTRACTOR SHALL PROVIDE CLASS D CONCRETE BUTTRESS RESTRAINT AT ALL HORIZONTAL BENDS W/STANDARD DIMENSIONS PER FILE NO. 44 OF THE STANDARD SPECIFICATIONS. RESTRAIN VERTICAL BENDS AND LENGTH OF HYDRANT LEADS WITH MEGA LUGS OR APPROVED EQUAL. RESTRAINT OF PROPOSED WATER MAIN IS INCIDENTAL TO WATER MAIN CONSTRUCTION.
- ALL STATIONS AND DIMENSIONS ARE TO CENTER OF STRUCTURE/FITTING OR OPERATING NUT OF HYDRANT.
- COORDINATES IN THIS PLAN ARE REFERENCED TO THE WISCONSIN STATE PLANE COORDINATE SYSTEM, SOUTH ZONE. (NAD 27). GROUND ELEVATIONS SHOWN ON THIS PLAN ARE REFERENCED TO THE CITY OF OAK CREEK VERTICAL DATUM (NGVD29-580.60').
- CONTRACTOR SHALL INSTALL GALVANIC ANODE CORROSION PROTECTION AT EACH CONNECTION TO EXISTING WATER MAIN.
- CONTRACTOR SHALL INSTALL BRASS GROUNDING RODS AT ALL CONNECTIONS TO EXISTING WATER MAIN AND CONNECT TO TRACER WIRE WITH 5/8\"/>

TRAFFIC CONTROL NOTES

- TRAFFIC CONTROL SHALL BE INSTALLED IN STAGES CORRESPONDING TO WORK ZONES, AND SHALL BE LIMITED TO AREAS WHERE WORK IS ACTIVELY TAKING PLACE TO MINIMIZE DISRUPTION TO MOTORISTS.
- ALL TRAFFIC CONTROL SIGNAGE SHALL HAVE DIAMOND GRADE SHEETING PER WISDOT STANDARDS.
- CONTRACTOR SHALL SUBMIT A TRAFFIC CONTROL PLAN TO ENGINEER FOR REVIEW AND APPROVAL A MINIMUM OF TWO WEEKS PRIOR TO CONSTRUCTION.
- ALL SIGNS ARE 48\"/>

RESTORATION NOTES

- DITCH LINES TO BE RESTORED WITH 3\"/>
- ALL SAWCUTTING, PAVEMENT REMOVAL, EXCAVATION, MATERIALS, AND LABOR NECESSARY FOR THE INSTALLATION OF THE PROPOSED WATER SERVICE LATERALS IS INCIDENTAL TO WATER SERVICE BID ITEM.

SURVEY STRUCTURE TABLE AND BENCHMARKS

1 SANITARY MANHOLE RIM EL. 91.24 21\"/>	7 SANITARY MANHOLE RIM EL. 91.75 21\"/>	13 SANITARY MANHOLE RIM EL. 95.39 18\"/>	B.M. #1 - GEAR SPIKE IN POWER POLE #04-11552 SET 1 FOOT ABOVE GROUND. ELEVATION = 90.28
2 SANITARY MANHOLE RIM EL. 90.54 21\"/>	8 SANITARY MANHOLE RIM EL. 92.62 18\"/>	14 STORM INLET RIM EL. 117.40 12\"/>	B.M. #2 - RAILROAD SPIKE IN EAST SIDE OF POWER POLE #56-2008 SET 1 FOOT ABOVE GROUND ELEVATION = 94.30
3 SANITARY MANHOLE RIM EL. 87.89 21\"/>	9 SANITARY MANHOLE RIM EL. 96.87 18\"/>	15 STORM INLET RIM EL. 117.61 12\"/>	B.M. #3 - CHISELED CROSS ON NORTH HEADWALL OF BOX CULVERT ALONG COUNTY LINE RD. ELEVATION = 93.26
4 SANITARY MANHOLE RIM EL. 90.96 21\"/>	10 SANITARY MANHOLE RIM EL. 94.98 18\"/>	16 WATER VALVE RIM EL. 117.78 TOP OF NUT EL. 112.5	B.M. #4
5 SANITARY MANHOLE RIM EL. 91.71 21\"/>	11 SANITARY MANHOLE RIM EL. 95.52 18\"/>	17 WATER VALVE RIM EL. 117.78 TOP OF NUT EL. 110.9	B.M. #5 - GEAR SPIKE IN POWER POLE WITH NO NUMBER. FIRST POWER POLE EAST OF HOUSE #3780 ON COUNTY LINE RD. ON THE SOUTH SIDE. ELEVATION = 94.74
6 SANITARY MANHOLE RIM EL. 93.09 21\"/>	12 SANITARY MANHOLE RIM EL. 95.32 18\"/>	18 WATER VALVE RIM EL. 119.28 TOP OF NUT EL. 113.0	B.M. #6 - BRASS CAP IN CONCRETE MONUMENT. ELEVATION = 107.23

EROSION CONTROL NOTES:

- ALL PERMIT CONDITIONS SHALL BE MET DURING CONSTRUCTION OF THE PROJECT.
- CONSTRUCTION SITE EROSION CONTROL AND SEDIMENTATION CONTROL SHALL COMPLY WITH THE REQUIREMENTS OF THE CITY OF OAK CREEK, AND SHALL MEET OR EXCEED EROSION CONTROL METHODS AS SHOWN AND SPECIFIED IN THE WISCONSIN DEPARTMENT OF NATURAL RESOURCES (WDNR) \"CONSTRUCTION SITE EROSION AND SEDIMENT CONTROL TECHNICAL STANDARDS\".
- ALL EROSION CONTROL MEASURES SHALL BE ADJUSTED TO MEET FIELD CONDITIONS AT THE TIME OF CONSTRUCTION AND SHALL BE INSTALLED PRIOR TO ANY GRADING OR DISTURBANCE OF EXISTING SURFACE MATERIAL ON THE SITE.
- ALL EROSION AND SEDIMENT CONTROL MEASURES WILL BE CHECKED FOR STABILITY AND OPERATION AFTER A RAINFALL OF 0.5 INCHES OR MORE, BUT NO LESS THAN ONCE EVERY WEEK. MAINTENANCE OF ALL EROSION CONTROL STRUCTURES SHALL BE PROVIDED TO INSURE INTENDED PURPOSE IS ACCOMPLISHED. REPAIRS AND MAINTENANCE SHALL BE COMPLETED WITHIN 24 HOURS OF INSPECTION. CONTRACTOR SHALL BE RESPONSIBLE FOR CLEANUP AND REMOVAL OF ALL SEDIMENT WHEN LEAVING PROPERTY. EROSION CONTROL MEASURES MUST BE IN WORKING CONDITION AT END OF EACH WORK DAY.
- EROSION CONTROL MEASURES SHALL BE MAINTAINED ON A CONTINUING BASIS UNTIL SITE IS FULLY STABILIZED.
- FILTER FABRIC SHALL BE INSTALLED BENEATH INLET COVERS TO TRAP SEDIMENT AS PER INLET PROTECTION DETAIL IN THE LOCATIONS SHOWN ON THE CONSTRUCTION PLANS.
- PERIODIC STREET SWEEPING SHALL BE COMPLETED TO MAINTAIN THE PUBLIC STREET FREE OF DUST AND DIRT.
- SILT FENCE SHALL BE INSTALLED IN HORSESHOE FASHION AROUND ALL TOPSOIL AND FILL STOCKPILES. NOTIFY THE CITY OF OAK CREEK OF ANY NEW STOCKPILE LOCATIONS.
- WASTE AND MATERIAL DISPOSAL. ALL WASTE AND UNUSED BUILDING MATERIALS (INCLUDING GARBAGE, DEBRIS, CLEANING WASTES, WASTEWATER, TOXIC MATERIALS, OR HAZARDOUS MATERIALS) SHALL BE PROPERLY DISPOSED AND NOT ALLOWED TO BE CARRIED OFF-SITE BY RUNOFF OR WIND.
- ANY SOIL DISTURBANCE AND/OR SOIL OR DIRT STORAGE PILES SHALL BE LOCATED A MINIMUM OF TWENTY-FIVE FEET FROM ANY DOWNSLOPE ROAD, LAKE, STREAM, WETLAND, OR DRAINAGE CHANNEL. STRAW BALE OR FILTER FABRIC FENCES SHALL BE PLACED ON THE DOWN SLOPE SIDE OF THE PILE. IF REMAINING FOR MORE THAN THIRTY DAYS, PILES SHALL BE STABILIZED BY MULCHING, VEGETATIVE COVER, TARPS, OR OTHER MEANS.
- ALL DISTURBED GROUND LEFT INACTIVE FOR SEVEN OR MORE DAYS SHALL BE STABILIZED BY TEMPORARY OR PERMANENT SEEDING, AND MULCHING SODDING, COVERING WITH TARPS, OR EQUIVALENT BEST MANAGEMENT PRACTICES. IF TEMPORARY SEEDING IS USED, A PERMANENT COVER SHALL ALSO BE REQUIRED AS PART OF THE FINAL SITE STABILIZATION. SEEDING OR SODDING SHALL BE REQUIRED AS PART OF THE FINAL SITE STABILIZATION.
- TRACKING. EACH SITE SHALL HAVE GRAVELED ROADS, ACCESS DRIVES AND PARKING AREAS OF SUFFICIENT WIDTH AND LENGTH TO PREVENT SEDIMENT FROM BEING TRACKED ONTO PUBLIC OR PRIVATE ROADWAYS. ANY SEDIMENT REACHING A PUBLIC OR PRIVATE ROAD SHALL BE REMOVED BY STREET CLEANING, TO THE SATISFACTION OF THE VILLAGE, BEFORE THE END OF EACH WORKDAY. FLUSHING MAY NOT BE USED UNLESS SEDIMENT WILL BE CONTROLLED BY A SEDIMENT BASIN OR OTHER APPROPRIATE BEST MANAGEMENT PRACTICE SPECIFIED IN THE WDNR \"CONSTRUCTION SITE EROSION AND SEDIMENT CONTROL TECHNICAL STANDARDS\". NOTIFY CITY OF OAK CREEK FOR CHANGES IN STABILIZED CONSTRUCTION ENTRANCE LOCATION.
- SEDIMENT CLEANUP. ALL OFF-SITE SEDIMENT DEPOSITS OCCURRING AS A RESULT OF A STORM EVENT SHALL BE CLEANED UP BY THE END OF THE NEXT WORK DAY. ALL OTHER OFF-SITE SEDIMENT DEPOSITS OCCURRING AS A RESULT OF CONSTRUCTION ACTIVITIES SHALL BE CLEANED UP BY THE END OF THE WORK DAY.
- NOTIFY THE CITY WITHIN TWO WORKING DAYS OF COMMENCING ANY LAND DEVELOPMENT OR LAND DISTURBING ACTIVITY.
- NOTIFY THE CITY OF COMPLETION OF ANY BEST MANAGEMENT PRACTICES WITHIN THE NEXT WORKING DAY AFTER THEIR INSTALLATION.
- OBTAIN PERMISSION IN WRITING FROM THE CITY OF OAK CREEK ENGINEERING DEPARTMENT PRIOR TO MODIFYING THE EROSION CONTROL PLAN. NOTIFY WDNR AT LEAST FIVE WORKING DAYS PRIOR TO IMPLEMENTING CHANGES TO THE EROSION CONTROL PLAN.
- REPAIR ANY SILTATION OR EROSION DAMAGE TO ADJOINING SURFACES AND DRAINAGE WAYS RESULTING FROM LAND DEVELOPMENT OR LAND DISTURBING ACTIVITIES.
- KEEP A COPY OF THE EROSION CONTROL PLAN ON SITE.
- WHENEVER SOIL EXHIBITING OBVIOUS SIGNS OF CONTAMINATION IS ENCOUNTERED DURING EXCAVATION OR INSTALLATION, CEASE WORK IMMEDIATELY, TAKE APPROPRIATE IMMEDIATE PRECAUTIONS TO ENSURE WORKER HEALTH AND SAFETY, AND CONTACT OPERATIONS SUPERVISOR OR INSPECTOR
- WATER PUMPED FROM THE SITE INCLUDING BUT NOT LIMITED TO PITS OR TRENCHES SHALL BE TREATED BY SEDIMENT BASINS, AN APPROVED SEDIMENT BAG, A STRAW BALE DEWATER BASIN, A COMBINATION OF BOTH, OR OTHER APPROPRIATE BEST MANAGEMENT PRACTICES SPECIFIED IN THE WDNR \"CONSTRUCTION SITE EROSION AND SEDIMENT CONTROL TECHNICAL STANDARDS\". WATER SHALL NOT BE DISCHARGED IN A MANNER THAT CAUSES EROSION OF THE SITE, ADJACENT SITES, OR RECEIVING CHANNELS.
- PRIOR TO INITIATING ANY LAND DISTURBANCE IN WETLANDS, CONFIRM THAT NECESSARY FEDERAL, STATE, AND LOCAL PERMITS HAVE BEEN OBTAINED.
- AS MUCH AS PRACTICABLE, THE MAJORITY OF WORK SHALL BE STAGED FROM THE PUBLIC ROADWAYS AND ROAD SHOULDERS, AND EQUIPMENT A SHALL BE KEPT OUT OF WETLANDS. ALL WORK SHALL BE CONDUCTED TO MINIMIZE SOIL DISTURBANCE. NO RUTTING WILL BE ALLOWED IN WETLANDS.
- IF SOILS ARE NOT FROZEN OR STABLE TO A POINT THAT AVOIDS RUTTING, TIMBER MATS, MUD TRACKS, OR EQUIVALENT SHALL BE UTILIZED FOR ACCESS IN WETLANDS.
- EXCAVATED SPOILS SHALL NOT BE STOCKPILED IN WETLANDS AND ALL EXCESS SPOILS SHALL BE REMOVED FROM WELANDS AND PLACED IN A SUITABLE UPLAND LOCATION.
- TRENCHING AND PIT EXCAVATIONS WITHIN WETLANDS WILL INCLUDE SOIL SEGRETATION TO FACILITATE RESTORATION OF PRE-CONSTRUCTION SOIL STRATIFICATION, AND RESTORATION TO PRE-CONSTRUCTION ELEVATIONS.
- NO WORK SHALL BE PERFORMED WITHIN THE BANKS OR BELOW THE ORDINARY HIGH WATERMARK OF ANY NAVIGABLE WATERWAY OR STREAM AND NO CROSSING OF NAVIGABLE WATERWAYS WITH EQUIPMENT CAN OCCUR.
- ANY SOIL BEING DISTURBED WITHIN 75 FEET OF AN ORDINARY HIGHWATER MARK OF ANY NAVIGABLE WATERWAY OR STREAM SHALL BE STABILIZED WITHIN 24 HOURS OF CONSTRUCTION COMPLETION.

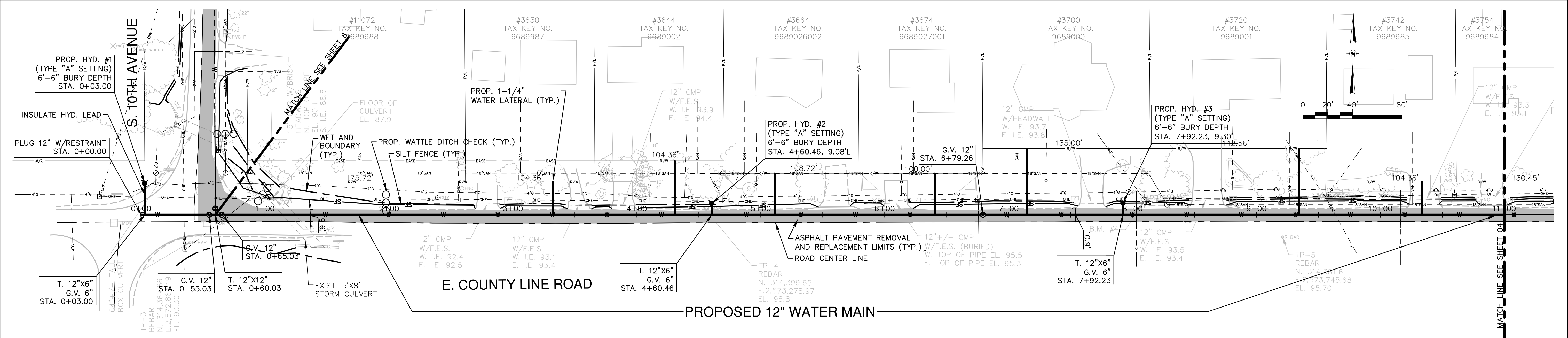
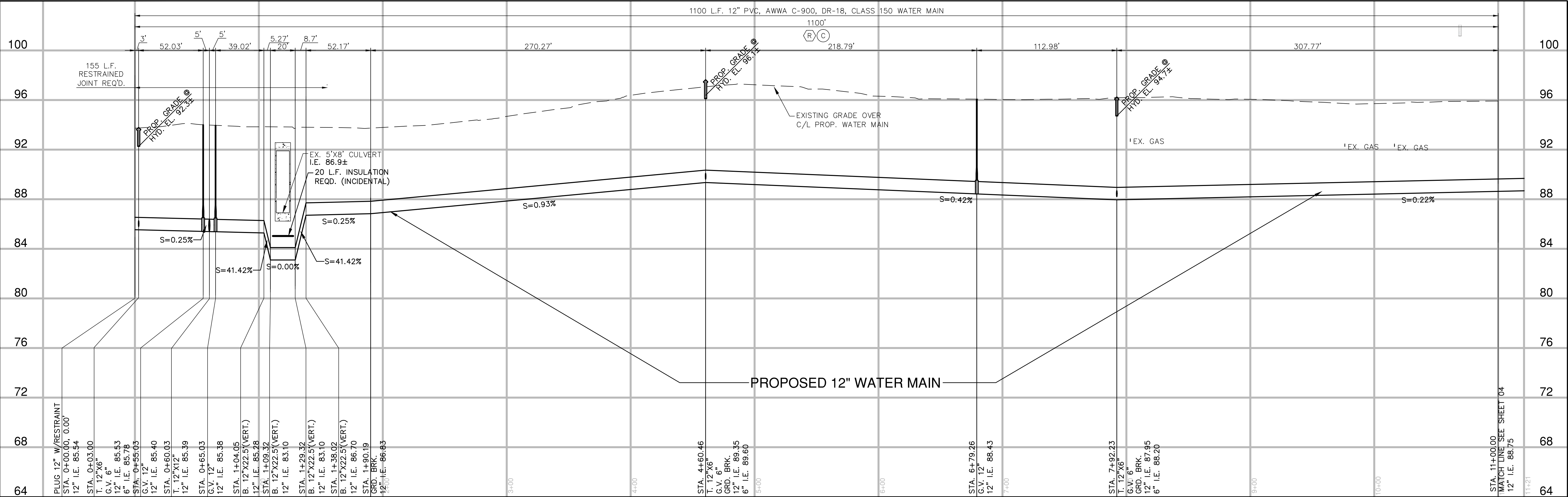
NOTICE:  
In accordance with Wisconsin statute 182.0175, damage to transmission facilities, excavator shall be solely responsible to provide advance notice to the designated \"ONE CALL SYSTEM\" not less than three working days prior to commencement of any excavation required to perform work contained on this drawing, and further, excavator shall comply with all other requirements of this statute relative to excavator's work.

DISCLAIMER:  
The underground utilities shown have been located from field survey information and existing drawings. The surveyor makes no guarantees that the underground utilities shown comprise all such utilities in the area, either in service or abandoned. The surveyor further does not warrant that the underground utilities shown are in the exact location indicated although he does certify that they are located as accurately as possible from information available. The surveyor has not physically located the underground utilities.

**GRAEF**  
One Honey Creek Corporate Center  
125 South 84th Street, Suite 401  
Milwaukee, WI 53214-1469  
414 / 259 1500  
414 / 259 0037 fax  
[www.graef-usa.com](http://www.graef-usa.com)

BID ITEM NOS.	ESTIMATE OF QUANTITIES	WATER MAIN	SA.FKO	CITY OF OAK CREEK, WISCONSIN			APPROVED BY		
		CONTRACTOR:	ST.FKO						
		MAINLINE INSPECTED BY:	W. FKO				UTILITY ENGINEER	DATE	
		LATERALS INSPECTED BY:	G. FKO				APPROVED BY		
		DATE COMPLETED:	E. FKO						
		TYPE OF PIPE, ASTM NO.	T. FKO						
		TYPE OF PIPE, ASTM NO.	I. FKO						
		AS-BUILTS BY:	TS.FKO						
		This is to certify that this plan was approved by the Water Works and Sewer Utility Commission of Oak Creek at a regular meeting.					PP.		
							</		





<div>NOTICE:</div> <div>In accordance with Wisconsin statute 182.0175, damage to transmission facilities, excavator shall be solely responsible to provide advance notice to the designated "ONE CALL SYSTEM" not less than three working days prior to commencement of any excavation required to perform work contained on this drawing, and further, excavator shall comply with all other requirements of this statute relative to excavator's work.</div> <div>DISCLAIMER:</div> <div>The underground utilities shown have been located from field survey information and existing drawings. The surveyor makes no guarantees that the underground utilities shown comprise all such utilities in the area, either in service or abandoned. The surveyor further does not warrant that the underground utilities shown are in the exact location indicated although he does certify that they are located as accurately as possible from information available. The surveyor has not physically located the underground utilities.</div>	<div><div><div><div></div><div>GräEF</div></div><div>One Honey Creek Corporate Center</div><div>125 South 84th Street, Suite 401</div><div>Milwaukee, WI 53214-1469</div><div>414 / 259 1500</div><div>414 / 259 0037 fax</div><div>www.graef-usa.com</div></div></div>	<div>BID ITEM NOS.</div> <div>ESTIMATE OF QUANTITIES</div> <table><tr><td>1</td><td>12" PVC Water Main, 3/4" T.B.B.F.</td><td>1100 L.F.</td></tr><tr><td>5</td><td>Hydrant, Lead and 6-Inch Gate Valve</td><td>3 L.F.</td></tr><tr><td>6</td><td>12" Gate Valve</td><td>3 EA.</td></tr><tr><td>7</td><td>1-1/4" Water Service Laterals (Polyethylene) Open Cut</td><td>7 EA.</td></tr></table>		1	12" PVC Water Main, 3/4" T.B.B.F.	1100 L.F.	5	Hydrant, Lead and 6-Inch Gate Valve	3 L.F.	6	12" Gate Valve	3 EA.	7	1-1/4" Water Service Laterals (Polyethylene) Open Cut	7 EA.	<div>WATER MAIN</div> <div>CONTRACTOR:</div> <div>MAINLINE INSPECTED BY:</div> <div>LATERALS INSPECTED BY:</div> <div>DATE COMPLETED:</div> <div>TYPE OF PIPE, ASTM NO.</div> <div>TYPE OF PIPE, ASTM NO.</div> <div>AS-BUILTS BY:</div> <div>DATE:</div> <div>This is to certify that this plan was approved by the Water Works and Sewer Utility Commission of Oak Creek at a regular meeting.</div> <div>Utility Engineer</div> <div>Date</div>		<div>SA.FKO</div> <div>ST.FKO</div> <div>W. FKO</div> <div>G. FKO</div> <div>E. FKO</div> <div>T. FKO</div> <div>I. FKO</div> <div>TS.FKO</div> <div>PP.</div>		<div>CITY OF OAK CREEK, WISCONSIN</div> <table><tr><td>DESIGNED BY</td><td>DATE</td><td>DRAWN BY</td><td>DATE</td><td>CHECKED BY</td><td>DATE</td></tr><tr><td>AS</td><td>4-18-14</td><td>FKO</td><td>4-18-14</td><td>MNP</td><td>4-18-14</td></tr></table> <div>E. COUNTY LINE RD. PROPOSED WATER MAIN EXTENSION</div> <div>IN: E. COUNTY LINE RD.</div> <div>FR: S. 10TH AVE.</div> <div>TO: 1050 FT. EAST OF S. 10TH AVE.</div>				DESIGNED BY	DATE	DRAWN BY	DATE	CHECKED BY	DATE	AS	4-18-14	FKO	4-18-14	MNP	4-18-14	<div>APPROVED BY</div> <div>UTILITY ENGINEER</div> <div>DATE</div> <div>APPROVED BY</div> <div>CITY ENGINEER</div> <div>DATE</div> <div>SCALE</div> <div>SHEET</div> <div>PLAN</div> <div>HOR. 1"=40'</div> <div>03</div> <div>PROFILE</div> <div>HOR. 1"=40'</div> <div>OF</div> <div>VER. 1"=4'</div> <div>10</div>		<div>FILE NO: 14101-3C-2260</div>	
		1	12" PVC Water Main, 3/4" T.B.B.F.	1100 L.F.																																			
		5	Hydrant, Lead and 6-Inch Gate Valve	3 L.F.																																			
		6	12" Gate Valve	3 EA.																																			
		7	1-1/4" Water Service Laterals (Polyethylene) Open Cut	7 EA.																																			
		DESIGNED BY	DATE	DRAWN BY	DATE	CHECKED BY	DATE																																
		AS	4-18-14	FKO	4-18-14	MNP	4-18-14																																
								REVISION BY		DATE																													







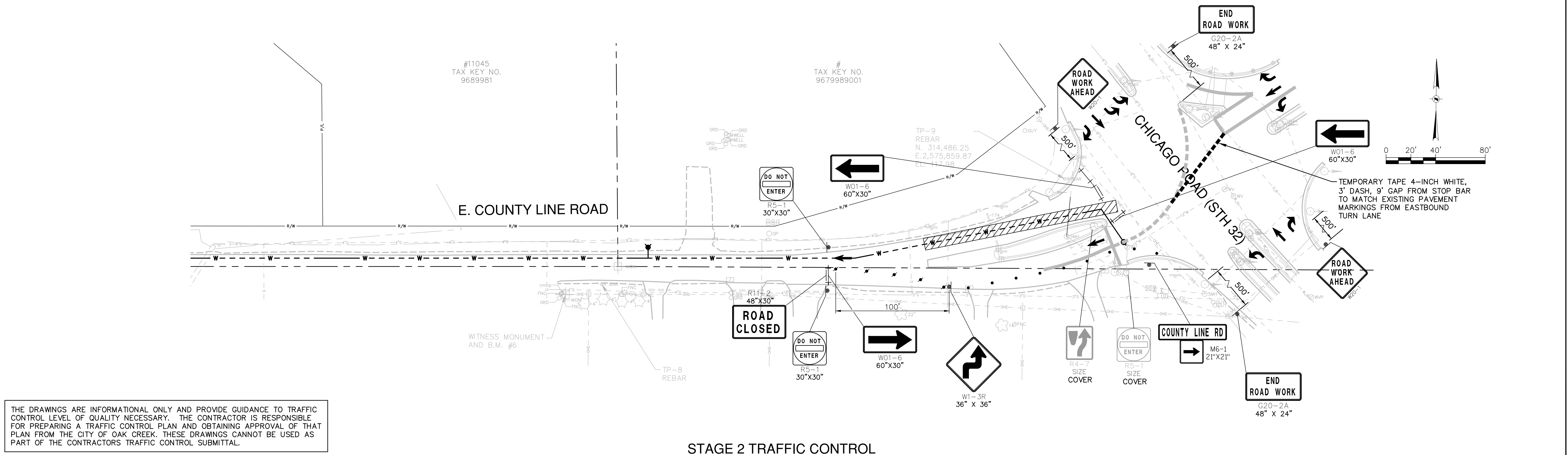
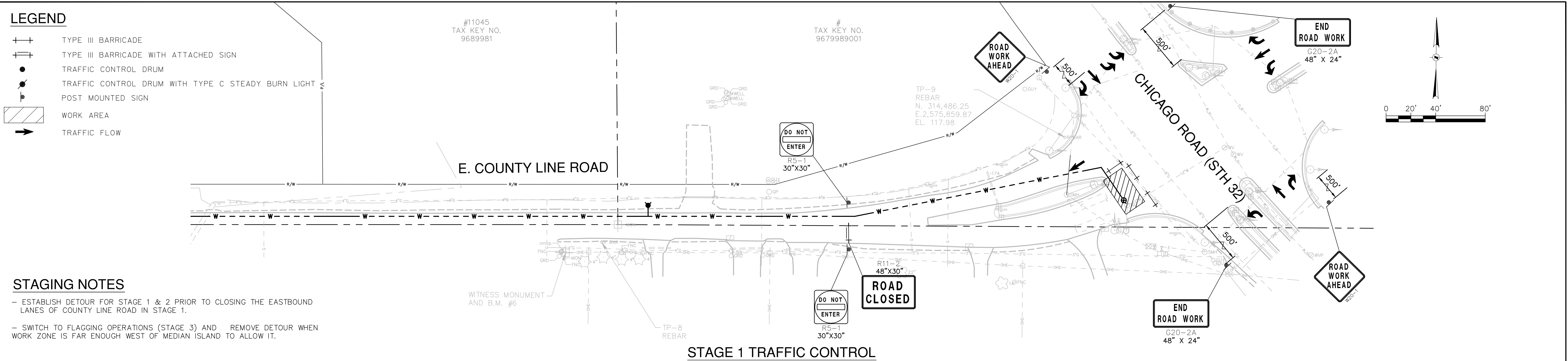












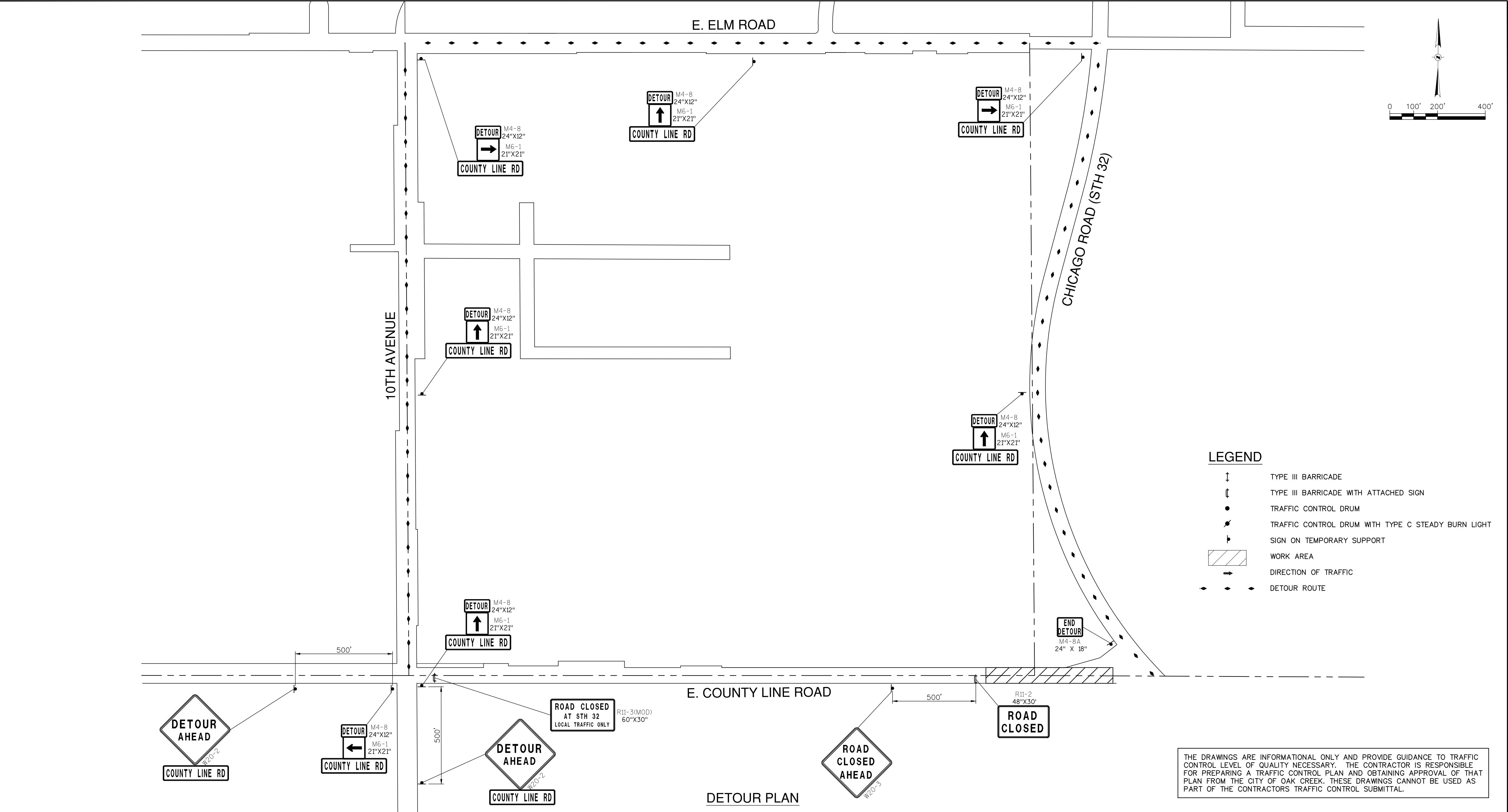
THE DRAWINGS ARE INFORMATIONAL ONLY AND PROVIDE GUIDANCE TO TRAFFIC CONTROL LEVEL OF QUALITY NECESSARY. THE CONTRACTOR IS RESPONSIBLE FOR PREPARING A TRAFFIC CONTROL PLAN AND OBTAINING APPROVAL OF THAT PLAN FROM THE CITY OF OAK CREEK. THESE DRAWINGS CANNOT BE USED AS PART OF THE CONTRACTORS TRAFFIC CONTROL SUBMITTAL.

**NOTICE:**  
In accordance with Wisconsin statute 182.0175, damage to transmission facilities, excavator shall be solely responsible to provide advance notice to the designated "ONE CALL SYSTEM" not less than three working days prior to commencement of any excavation required to perform work contained on this drawing, and further, excavator shall comply with all other requirements of this statute relative to excavator's work.

**DISCLAIMER:**  
The underground utilities shown have been located from field survey information and existing drawings. The surveyor makes no guarantees that the underground utilities shown comprise all such utilities in the area, either in service or abandoned. The surveyor further does not warrant that the underground utilities shown are in the exact location indicated although he does certify that they are located as accurately as possible from information available. The surveyor has not physically located the underground utilities.

**GRAEF**  
One Honey Creek Corporate Center  
125 South 84th Street, Suite 401  
Milwaukee, WI 53214-1469  
414 / 259 1500  
414 / 259 0037 fax  
[www.graef-usa.com](http://www.graef-usa.com)

BID ITEM NOS.	ESTIMATE OF QUANTITIES	WATER MAIN		SAFKO		CITY OF OAK CREEK, WISCONSIN						APPROVED BY			
		CONTRACTOR:		ST.FKO								UTILITY ENGINEER		DATE	
		MAINLINE INSPECTED BY:		W. FKO								APPROVED BY			
		LATERALS INSPECTED BY:		G. FKO								CITY ENGINEER		DATE	
		DATE COMPLETED:		E. FKO								SCALE		SHEET	
		TYPE OF PIPE, ASTM NO.		T. FKO								PLAN		HOR. 1"=40'	
		TYPE OF PIPE, ASTM NO.		I. FKO								PROFILE		HOR. 1"=40'	
		AS-BUILTS BY: DATE:		TS.FKO								VER. N/A		10	
		This is to certify that this plan was approved by the Water Works and Sewer Utility Commission of Oak Creek at a regular meeting.		PP.								REVISION BY		DATE	
												FILE NO: 14101-8C-2265			
		Utility Engineer		Date											



NOTICE:  
In accordance with Wisconsin statute 182.0175, damage to transmission facilities, excavator shall be solely responsible to provide advance notice to the designated "ONE CALL SYSTEM" not less than three working days prior to commencement of any excavation required to perform work contained on this drawing, and further, excavator shall comply with all other requirements of this statute relative to excavator's work.

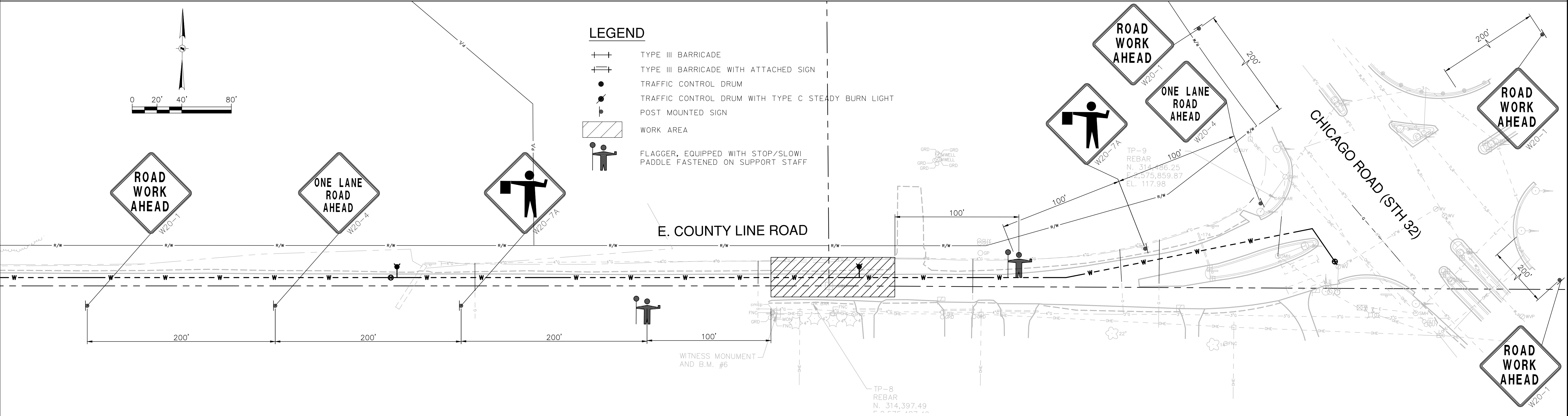
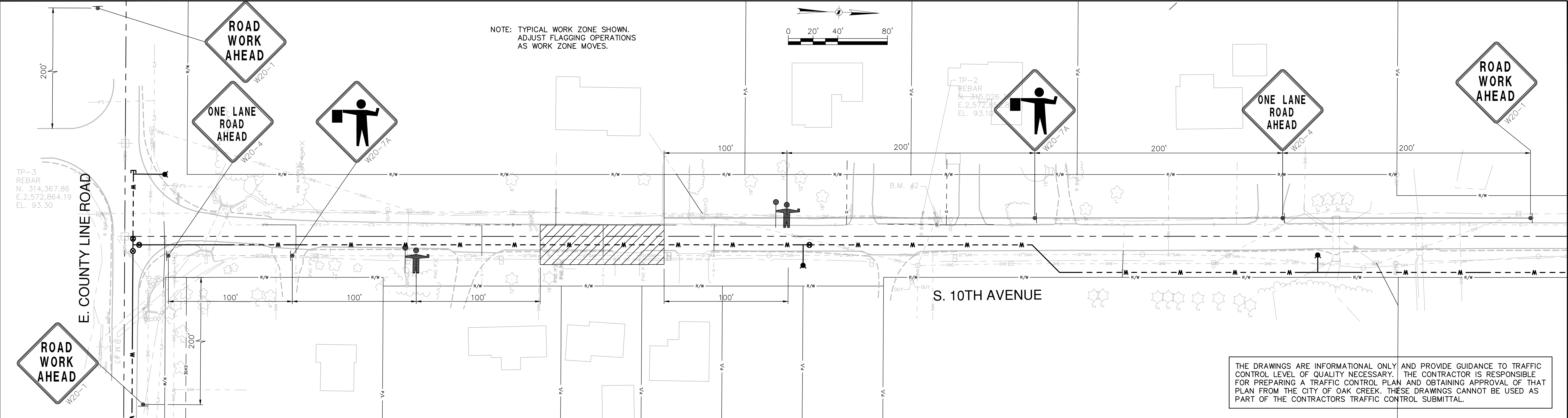
DISCLAIMER:  
The underground utilities shown have been located from field survey information and existing drawings. The surveyor makes no guarantees that the underground utilities shown comprise all such utilities in the area, either in service or abandoned. The surveyor further does not warrant that the underground utilities shown are in the exact location indicated although he does certify that they are located as accurately as possible from information available. The surveyor has not physically located the underground utilities.

GRAEF

One Honey Creek Corporate Center  
125 South 84th Street, Suite 401  
Milwaukee, WI 53214-1469  
414 / 259 1500  
414 / 259 0037 fax  
www.graef-usa.com

BID ITEM NOS.	ESTIMATE OF QUANTITIES	WATER MAIN		SA.FKO	CITY OF OAK CREEK, WISCONSIN	APPROVED BY	
		CONTRACTOR:		ST.FKO			
		MAINLINE INSPECTED BY:		W. FKO		UTILITY ENGINEER      DATE	
		LATERALS INSPECTED BY:		G. FKO		APPROVED BY	
		DATE COMPLETED:		E. FKO			
		TYPE OF PIPE, ASTM NO.		T. FKO		CITY ENGINEER      DATE	
		TYPE OF PIPE, ASTM NO.		I. FKO		SCALE      SHEET	
		AS-BUILTS BY:      DATE:		TS.FKO		PLAN HOR. 1"=200'      09	
		This is to certify that this plan was approved by the Water Works and Sewer Utility Commission of Oak Creek at a regular meeting.		PP.		PROFILE HOR. 1"=200'      OF	
						VER. N/A      10	
		Utility Engineer      Date		REVISION BY      DATE	FILE NO: 14101-9C-2266		





NOTICE:  
In accordance with Wisconsin statute 182.0175, damage to transmission facilities, excavator shall be solely responsible to provide advance notice to the designated "ONE CALL SYSTEM" not less than three working days prior to commencement of any excavation required to perform work contained on this drawing, and further, excavator shall comply with all other requirements of this statute relative to excavator's work.

DISCLAIMER:  
The underground utilities shown have been located from field survey information and existing drawings. The surveyor makes no guarantees that the underground utilities shown comprise all such utilities in the area, either in service or abandoned. The surveyor further does not warrant that the underground utilities shown are in the exact location indicated although he does certify that they are located as accurately as possible from information available. The surveyor has not physically located the underground utilities.

**GRÄEF**  
One Honey Creek Corporate Center  
125 South 84th Street, Suite 401  
Milwaukee, WI 53214-1469  
414 / 259 1500  
414 / 259 0037 fax  
[www.graef-usa.com](http://www.graef-usa.com)

BID ITEM NOS.	ESTIMATE OF QUANTITIES	WATER MAIN	SAFKO	CITY OF OAK CREEK, WISCONSIN	APPROVED BY	
		CONTRACTOR:	ST.FKO			
		MAINLINE INSPECTED BY:	W. FKO		UTILITY ENGINEER	DATE
		LATERALS INSPECTED BY:	G. FKO		APPROVED BY	
		DATE COMPLETED:	E. FKO			
		TYPE OF PIPE, ASTM NO.	T. FKO		CITY ENGINEER	DATE
		TYPE OF PIPE, ASTM NO.	I. FKO		SCALE	SHEET
		AS-BUILTS BY: DATE:	TS.FKO		PLAN HOR. 1"=40'	10
		This is to certify that this plan was approved by the Water Works and Sewer Utility Commission of Oak Creek at a regular meeting.	PP.		PROFILE HOR. 1"=40'	OF
					VER. N/A	10
Utility Engineer	Date		REVISION BY DATE			
FILE NO: 14101-10C-2269						